



# Fleet and Heavy-Duty

quick reference guide

Engine & Cooling Systems

Agriculture & Snow Plow Parts

Hydraulic Equipment, Hose & Couplers

Oil & Chemicals

Tools & Equipment



# SERVING THE NEEDS OF THE FLEET & HEAVY-DUTY INDUSTRY



Transit • School Systems • Public Works • Trucking • Off-Highway • Construction • Agriculture • Diesel Repair • Class 4 - 8 Tractors • Trailers & Reefers

Our Fleet and Heavy-Duty program is solely dedicated to the fleet and heavy-duty service industry. We have one of the nation's largest nationally branded inventories of Fleet and Ag parts, from filters to complete engine overhaul kits. With hundreds of stores specializing in heavy-duty parts and accessories, you can count on prompt delivery to keep you on schedule.

We also offer a host of services and programs designed to maximize technician and shop productivity. Our primary objective is making sure you have the latest repair information, technical training and hard-part cataloging at your disposal. If you're interested in finding out more about any of the programs listed here, just contact your servicing store or sales representative.

## TRACTOR-TRAILER.NET

Tractor-Trailer.net can help you fix virtually any 1990 or newer Class 8 tractor, trailer or reefer that comes through your facility's door. Thanks to its web-based platform, Tractor-Trailer.net is the fastest, most complete heavy-duty tractor/trailer/reefer repair product in the world. High speed internet connection required for optimum program performance.

**Tractor-Trailer.net**  
Powered by Mitchell

## FIRST CALL ONLINE

Over 70% of First Call Online's huge online catalog now has reference pictures with updates added monthly! Use the VIN code to decipher vehicle year, make and model.

- Look up parts by description, by job or through catalog selections
- Parts availability information from your O'Reilly Store, hub store and distribution center
- Save vehicles and parts quotes for quick reference

[www.firstcallonline.com](http://www.firstcallonline.com)

**FIRST  
CALL  
ONLINE**

## REAL WORLD TRAINING

Real World Training Classes are available for a variety of medium and heavy-duty applications. Classes include:

- Medium-duty General Motors, Ford and Cummins Diesels
- HD Scan Tool

*See your representative for class availability, dates and times.*

**REAL  
WORLD  
TRAINING**

## LEASE OPTIONS

Lease options are available for equipment purchases from \$1000 and up. Some of the advantages of lease financing are:

- Conservation of capital
- Simplified record keeping
- Easier allocation of cost
- Leaves bank lines untouched
- Cleaner balance sheets
- More liberal credit criteria

*See your sales representative for details and a lease application!*

**O'Reilly FLEET & HEAVY**  
PROFESSIONAL PARTS PEOPLE



# Table of Contents

## **LIGHTING & MIRRORS**

----- PAGES 2-11

## **SAFETY PRODUCTS & WARNING DEVICES**

----- PAGES 12-15

## **TRACTOR & TRAILER ACCESSORIES**

----- PAGES 16-21

## **BATTERY & ELECTRICAL**

----- PAGES 22-43

## **BRAKE & WHEEL END**

----- PAGES 44-73

## **ENGINE & COOLING SYSTEMS**

----- PAGES 74-93

## **DRIVELINE, SUSPENSION & ALIGNMENT**

----- PAGES 94-107

## **AGRICULTURE & SNOW PLOW PARTS**

----- PAGES 108-113

## **HYDRAULIC EQUIPMENT, HOSE & COUPLERS**

----- PAGES 114-119

## **OIL & CHEMICALS**

----- PAGES 120-129

## **TOOLS & EQUIPMENT**

----- PAGES 130-142



# Incandescent Lighting

## 4" ROUND LIGHTS

Amber Parking/Turn Signal

**OPT ST45ABP**

Red Stop/Turn/Tail

**OPT ST45RBP**

Grommet

**OPT A45GBP**

Right Angle Pigtails

**OPT A47PBP**



## 6" OVAL LIGHTS

Amber Parking/Turn Signal

**OPT ST70ABP**

Red Stop/Turn/Tail

**OPT ST70RS**

Grommet

**OPT A70GBP**

Straight Pigtails

**OPT A45PBP**



## 4" OVAL TWO BULB MARKER/CLEARANCE LIGHTS

Amber

**OPT MC66AS**

Red

**OPT MC66RS**



## DOUBLE BULLS EYE MARKER/CLEARANCE LIGHTS

Amber

**OPT MC42AS**

Red

**OPT MC42RS**




## SEALED TWO BULB MARKER/CLEARANCE LIGHT KITS WITH BRACKETS AND PLUGS

Amber

**OPT MC67AK**

Red

**OPT MC67RK**



## 2-1/2" ROUND SIDE MARKER/CLEARANCE LIGHTS WITH REFLECTOR LENS

Amber with Reflector

**OPT MC57AS**

Red with Reflector

**OPT MC57RS**

Amber

**OPT MC55ABP**

Red

**OPT MC55RBP**

Grommet

**OPT A55GBP**

Pigtail

**OPT A46PBP**



## 2" ROUND MARKER/CLEARANCE LIGHTS

Amber

**OPT MC53AS**

Red

**OPT MC53RS**

Grommet

**OPT A54GBP**

Pigtail

**OPT A46PBP**



## SEALED 6" MID-SHIP TURN SIGNAL/SIDE MARKER LIGHT

Amber

**OPT ST75ABP**

Grommet

**OPT A70GBP**

Pigtail

**OPT A45PBP**



## 4" ROUND BACK-UP LIGHTS

Clear

**OPT BU45CBP**

Grommet

**OPT A45GBP**



## 6" OVAL BACK-UP LIGHTS

Clear

**OPT BU70CBP**

Grommet

**OPT A70GBP**





# Incandescent Lighting


## WEATHER PROOF STOP/TURN/TAIL LIGHT

Red Rectangular  
**OPT ST31RS**



## 4.5" ROUND STOP/TURN/TAIL LIGHT

**OPT ST40RS**



## STUD MOUNT COMBINATION TAIL LIGHTS

w/ License Light  
**OPT ST21RS**

w/o License Light  
**OPT ST20RS**

Replacement Lens  
**OPT A24RBP**

## UNIVERSAL MOUNT COMBINATION TAIL LIGHTS

Universal  
**OPT ST60RS**

Replacement Lens  
**OPT A60RBP**

w/o License Illuminator  
**OPT ST8RS**

w/ License Illuminator  
**OPT ST9RS**

Replacement Lens  
**OPT A8R**



## DUAL FACE PEDESTAL MOUNT LIGHTS

Item Number	Color
<b>OPT ST52AAP</b>	Amber/Amber
<b>OPT ST52RA</b>	Red/Amber



## STOP/TURN/TAIL PEDESTAL MOUNT LIGHT

Snap-on lens, easy to change replaceable bulb.  
4-5/16" diameter.  
**OPT ST51RS**



## 2" BEEHIVE THIN-LINE SEALED MARKER/CLEARANCE LIGHTS

Amber  
**OPT MC25ABP**


Red  
**OPT MC25RBP**



## OBLONG REFLECTOR MARKER/CLEARANCE LIGHTS

Amber  
**OPT MC31AS**

Red  
**OPT MC31RS**



## MINI THIN-LINE SEALED MARKER/CLEARANCE LIGHTS

Amber  
**OPT A91ABP**


Red  
**OPT A91RBP**



## SEALED 3 PIECE IDENTIFICATION LIGHT BARS

Amber  
**OPT MC93ABP**

Red  
**OPT MC93RK**



## RV COMBINATION LIGHT

**OPT RVST50P**

Lighting & Mirrors

Safety Products & Warning Devices

Tractor & Trailer Accessories

Battery & Electrical

Brake & Wheel End

Engine & Cooling Systems

Driveline, Suspension & Alignment

Agriculture & Snow Plow Parts

Hydraulic Equipment, Hose & Couplers

Oil & Chemicals

Tools & Equipment



# LED Lights



## BULLS EYE LED MARKER/CLEARANCE LIGHTS

Item Number	Color	Diode	Volts
OPT MCL46RBP	Red	10	12
OPT MCL46ABP	Amber	10	12



## UNIVERSAL UNDER 80" COMBINATION LED STOP/TURN/TAIL LIGHTS

Item Number	Color	Diode	Volts
OPT STL6RS	Red	11	12
OPT STL7RS	Red	14	12 (with License Light)
OPT TLL9RK	Red	Trailer Light Kit: STL8RB, STL9RB with LP bracket and hardware.	



## 2-1/2" ROUND LED MARKER/CLEARANCE LIGHTS

Item Number	Color	Diode	Volts
OPT MCL527AK	Amber	2	12
OPT MCL527RK	Red	2	12



## 2" ROUND SEALED LED MARKER/CLEARANCE LIGHTS

Item Number	Color	Diode	Volts
OPT MCL55RK	Red	3	12
OPT MCL55AK	Amber	4	12
OPT MCL56RK	Red	1	12
OPT MCL56AK	Amber	1	12



## THIN LINE SEALED LED MARKER/CLEARANCE LIGHTS

Item Number	Color	Diode	Volts
OPT MCL61RK	Red	2	12
OPT MCL61AK	Amber	2	12
OPT MCL65RBP	Red	6	12
OPT MCL65ABP	Amber	6	12
OPT AL90RK	Red	1	12
OPT AL90AK	Amber	1	12


## SINGLE FACE ROUND LED PEDESTAL MOUNT LIGHTS

Item Number	Color	Diode	Volts
OPT STL51ABP	Amber	21	12
OPT STL51RBP	Red	21	12



## DUAL FACE ROUND LED PEDESTAL MOUNT LIGHT

Item Number	Color	Diode	Volts
OPT STL52ARBP	Red/Amber	42	12



## 7" ROUND TRANSIT LIGHTS

Item Number	Color	Description	Diode
OPT STL90ABP	Amber	Turn Signal	31
OPT STL90RBP	Red	Stop/Turn/Tail	31



# LED Lights



**4" ROUND SEALED LED  
STOP/TURN/TAIL LIGHTS**

Item Number	Color	Diode	Volts
OPT STL13RK	Red	7	12
OPT STL43RBP	Red	10	12
OPT STL43RMBP	Weather Tight Version		12
OPT STL43ABP	Amber	10	12
OPT STL43AMBP	Weather Tight Version		12
OPT STL55RBP	Red	21	12
OPT STL55ABP	Amber	21	12



**4" ROUND SEALED LED  
FLANGE MOUNTED  
STOP/TAIL/TURN LIGHTS**

Item Number	Color	Diode	Volts
OPT STL42RBP	Red	10	12
OPT STL42ABP	Amber	10	12



**4" ROUND SEALED CLEAR  
BACK UP LIGHT GROMMET MOUNT**

Item Number	Color	Diode	Volts
OPT BUL11CBP	Clear	10	12



**6" OVAL SEALED LED  
RECESS MOUNT  
STOP/TURN/TAIL LIGHT**

Item Number	Color	Diode	Volts
OPT STL12RK	Red	6	12



**6" OVAL SEALED LED  
STOP/TURN/TAIL LIGHTS**

Item Number	Color	Diode	Volts
OPT STL72RBP	Red	10	12
OPT STL72RMBP	Weather Tight Version		
OPT STL72ABP	Amber	10	12
OPT STL72AMBP	Weather Tight Version		
OPT STL70RBP	Red	48	12
OPT STL70ABP	Amber	56	12



**6" OVAL SEALED LED MID-SHIP  
TURN SIGNAL INTERMEDIATE  
MARKER LIGHTS**

Item Number	Color	Diode	Volts
OPT STL75ABP	Amber	9	12
OPT STL75AMBP	Weather Tight Version		



**6" OVAL SEALED CLEAR  
BACK UP LIGHT GROMMET MOUNT**

Item Number	Color	Diode	Volts
OPT BUL10CBP	Clear	10	12

Lighting &  
Mirrors

Safety Products &  
Warning Devices

Tractor & Trailer  
Accessories

Battery &  
Electrical

Brake &  
Wheel End

Engine &  
Cooling Systems

Driveline, Suspension  
& Alignment

Agriculture &  
Snow Plow Parts

Hydraulic Equipment,  
Hose & Couplers

Oil & Chemicals

Tools &  
Equipment

# Switches, Plugs & Reflectors

## 8" LEADS ID BAR LAMP HARNESS

- Three way harness with two way plugs
- OPT A93PBP**

## 2" ROUND MARKER/CLEARANCE ACCESSORIES

6" Straight Pigtail

**OPT A46PBP**

Flush Mount Grommet

**OPT A54GBP**

Chrome Trim Ring

**OPT A55CBP**

## PLUGS

Straight Plug

**OPT A45CBP 2 Wire**

Straight Pigtails

**OPT A45PBP 3 Wire**

Right Angle Plug

**OPT A49PBP 2 Wire**

Right Angle Plug

**OPT A47PBP 3 Wire**

MC Plug

**OPT A46PBP 2 Wire**

6" Adapter Plug

**OPT AL45PWTBP**

## 2-1/2" ROUND ACCESSORIES

Flush Mount Grommet (Open Back)

**OPT A55GBP**

Recessed Mount Grommet (Open Back)

**OPT A57GBP**

## 4" ROUND ACCESSORIES

Grommet

**OPT A45GBP**

Straight Pigtail, 3 Wire

**OPT A45PBP**

Right Angle Pigtail, 3 Wire

**OPT A47PBP**

## 6" OVAL ACCESSORIES

Grommet

**OPT A70GBP**

Straight Pigtail

**OPT A45PBP**

Weather Tight Pigtail

**OPT AL45PWTBP**

Right Angle Pigtail

**OPT A47PBP**


## 2-3/8" ROUND QUICK MOUNT REFLECTORS

Amber

**OPT RE37ABP**

Red

**OPT RE37RBP**



## 4-7/16" - 1-1/8" RECTANGULAR REFLECTORS

Amber

**OPT RE15AK**

Red

**OPT RE15RK**


## 4-3/8" OBLONG QUICK MOUNT REFLECTORS

Amber

**OPT RE12AK**

Red

**OPT RE12RK**




## 2-3/8" REFLECTOR 1/4" CENTER HOLE

Amber

**OPT RE35ABP**

Red

**OPT RE35RBP**



## REFLECTIVE MARKING TAPE

8 Strip Kit

- 2" red and white strips

**OPT RE18T**

150' Roll

- 7" white/11" red

**OPT RT150711BP**



# Specialty Lighting



## BLIZZARD SNOW PLOW LIGHT KIT

- Functions as headlight and turn signal for snow removal vehicles
- Easy to replace sealed Halogen bulb and turn signal bulb
- Kit includes two lights, wiring switch, mounting hardware and step by step instructions
- Packaged in an attractive four color display box

**WLO 9002**



## MAGNET MOUNT TOWING LIGHT KIT

Magnet mount towing light kit with 25' wiring harness plugs into standard four wire flat vehicle connector.

**OPT TL22RK**



## SURFACE MOUNT LICENSE PLATE LIGHTS

Clear

**OPT LP51CBP**

Clear with Bracket

**OPT LP55CBP**

Utility Clear with Chrome Stud Mount

**OPT LP41CS**



## SEALED LICENSE/UTILITY LIGHT

License

**OPT LP92CBP**

Utility

**OPT LP91CBP**

Utility/License

**OPT LP65CBP**

## TRACTOR AND UTILITY LIGHTS

3" x 5" Trap

**OPT TL35TS**

3" x 5" Flood

**OPT TL35FS**

4" x 6" Trap

**OPT TL46TS**

4" x 6" Flood

**OPT TL46FS**



## RUBBER TRACTOR/IMPLEMENT LIGHTS

Par 36 Flood

**OPT TL10CS**

Par 36 Trapezoid Recessed

**OPT TL12CS**



## INTERIOR DOME LIGHTS

Aluminum Base

**OPT IL61CBP**

Plastic Base

**OPT IL21CS**

Interior Light

**OPT IL31CS**

Interior/Courtesy Light

**OPT IL11CS**

# Flashers, Strobing & Emergency Lights

## FLASHERS

**Two Prong  
20 Lamp Electronic**  
**LIT FLR764**

**Three Prong  
Electronic Alternating**  
**LIT FLR246BP**

**Solid State LED**  
**OPT ALEDFBP**



## 6" OVAL SEALED WARNING LAMPS

Sealed, waterproof LED flashing lights for recess mount. Triple-flash function available in synchronous or alternating flash patterns: use two "Function 1" or two "Function 2" lights for synchronous flashing or a pair of "Function 1" or "Function 2" lights for alternating flash pattern. 6" oval design fits standard opening. Accepts standard three way plugs; multiple mounting accessories available. Operates from 9-30VDC; compatible with any 12 or 24 volt system. Meets SAE J595 and J845 standards for Class 2 and Class 3 directional warning lamps. Features sonically sealed, waterproof lens and housing in a single unit. All weather molded plastic housing and durable lens protect against corrosion.

**Amber Function One**  
**OPT SLL72AB1P**

**Amber Function Two**  
**OPT SLL72AB2P**

## 6" ROUND SPOTLIGHT

- 6" Halogen lamp
- 160,000 candle power
- 50 watts
- 100 hours lamp life
- Chrome finish
- 12 volt

**UTY 325GM**

### Install Kits

**UTY 229** *Driver Side*

**UTY 229RH** *Passenger Side*



## 6" ROOF LIGHT

- 6" Halogen lamp
- 160,000 candle power
- 50 watts
- 100 hours lamp life
- 2-3/4" roof clearance
- Leak-proof design
- Universal mounting bracket
- Chrome finish
- 12 volt

**UTY 375**



## EYEBEAM™ OFFICER WARNING SYSTEM

A supplemental audible warning system that alerts the officer of movement near the driver's side of the vehicle. If one of the beams is broken, an alarm will sound and LEDs will flash to warn officer. Spotlight not included.

**UTY EB1000**



## HAWKEYE® GEN III LED LIGHT

- Twelve super bright high intensity GEN III 1 watt bulbs
- Five flashing and five rotating light patterns
- 12 volt

**Amber Magnetic Mount**  
**WLO 3000A**



## B-SEEN™ GEN III LED LIGHT

- 80 double flashes per minute
- 1 watt super bright LEDs
- 12 volt low power consumption

**Amber Magnetic Mount**  
**WLO 3050A**



## BRIGHT STAR™ STROBE LIGHT

- 2.5 joules (200,000 candlepower)
- One flash per second
- 12 volt

**Amber Magnetic Mount**  
**WLO 3300A**



## LIGHTNING BRIGHT™ STROBE LIGHT

- 1.75 joules
- 60 - 80 flashes per minute
- 12 - 110 volt DC

**Amber Permanent Mount**  
**WLO 3900A**



## BEACON LIGHT™ ROTATING LIGHT

- 60 flashes per minute
- Low noise motor
- 12 volt

**Amber Magnetic Mount**  
**WLO 3100A**



## STROBE KITS

Super bright hidden strobe light kit. The bulbs have a rubber grommet base, designed to easily install into a 1" hole, which is drilled into each headlight, front side marker and taillight assembly. To protect the bulbs against vibration and moisture they are encapsulated in silicon. There are six advanced flash patterns to choose from, which are controlled with the touch of a button from the control panel provided. Wolo's strobe light kits are the choice of emergency responders. Bulbs are also available in other emergency colors: amber, blue and red.

### 4 Light

Kit includes: 80 watt power supply with an operating voltage of 12-24 VDC, four clear strobe bulbs with 6' wire leads and locking connector, four high voltage cables with locking connectors, switch control panel, mounting hardware and easy to follow instructions.

**WLO 8004-1CCCC**

### 6 Light

Kit includes: 120 watt power supply with an operating voltage of 12 - 24 VDC, six clear strobe bulbs with 6' wire leads and locking connector, six high voltage cables with locking connectors, switch control panel, mounting hardware and easy to follow instructions.

**WLO 8006-1-6C**





# Strobing & Emergency Lights

## AURORA® DUAL HALOGEN ROTATING (AERODYNAMIC PROFILE)

- 125 flashes per minute
- 796 Halogen 35 watts
- 12 volt
- Magnetic mount

**Amber**

**WLO 3550M-A**



## OUTER LIMITS™ LOW PROFILE GEN III LED LIGHT

- Six modules, each containing four 1 watt LEDs
- Eight different light patterns
- 12 volt
- Magnetic mount

**Amber**

**WLO 3770M-A** *Factory Direct*



## PRIORITY 1™ DUAL HALOGEN ROTATING LIGHTS

- 75 FPM
- H1 Halogen 55 watt
- 12 volt
- Magnetic mount
- Commercial grade

**Amber Magnetic Mount**

**WLO 3500M-A**

**Amber Permanent Mount**

**WLO 3500P-A**



## PRIORITY 2™ DUAL STROBE

- 16 joules
- Double flashes 80 times per minute
- 12 volt / 24 volt

**Amber Magnetic Mount**

**WLO 3700M-A**

**Amber Permanent Mount**

**WLO 3700P-A**



## PRIORITY 3™ LED LIGHT

- 216 super bright LEDs
- Light pattern continuously changing
- 12 volt
- Magnetic mount

**Amber Magnetic Mount**

**WLO 3400M-A**

**Amber Permanent Mount**

**WLO 3400P-A**



**FACTORY DIRECT**

## INFINITY 1® HALOGEN ROTATING ROOF MOUNT FULL LIGHT BAR

- Top section left and right sides: four Halogen rotating lights and two diagonal mirrors provide 380 FPM
- Top section center: one Halogen rotating light with lighthouse style lens 100 FPM
- Lower section: four flashing marker lights 132 FPM
- 12 volt
- Permanent mount

**Amber**

**WLO 7000A** *Factory Direct*



**FACTORY DIRECT**

## INFINITY 2® FLASHING STROBE ROOF MOUNT FULL LIGHT BAR

- Top section left and right sides: Total eight strobes with triple flash—(four strobes per side) 1152 FPM
- Top section center: four strobes 576 FPM
- Top section corners: two strobes 288 FPM
- Lower section: six marker lights 360 FPM
- 12 volt
- Permanent mount

**Amber**

**WLO 7500A** *Factory Direct*



**FACTORY DIRECT**

## INFINITY 3® LED ROOF MOUNT LIGHT BAR

- Top section has 14 clusters, 472 super bright flashing LED lights
- Two high power alley lights
- Two high power Halogen takedown lights (one facing front and one rear)
- Six high power flashing marker lights
- Power cable 20' heavy gauge wire with in-line fuses
- Illuminated control panel that has three rocker switches for alley and takedown lights
- Stainless steel mounting strap for mounting light bar

**WLO 7715BR** *Factory Direct*

*Ask the store or sales representative for additional color options in our emergency lighting.*

# West Coast & Convex Mirrors

## WEST COAST ECONOMY 6-1/2" X 16" MIRROR HEADS

Stainless Steel

**KSO RH066**

Black

**KSO RH066B**

Stainless Steel, Heated

**KSO RH066H**



## WEST COAST RIBBED BACK 7" X 16" MIRROR HEADS

Stainless Steel

**KSO RH072**

Black

**KSO RH072B**

Black, Heated

**KSO RH072BH**

White

**KSO RH072W**



## WEST COAST PYRAMID BACK 7" X 16" MIRROR HEADS

Stainless Steel

**KSO RH076**

Black

**KSO RH076B**

White

**KSO RH076W**



## OE STYLE 7" X 16" STAINLESS STEEL, HEATED AND LIGHT MIRROR HEAD

**KSO RH077**



## FLANGE MOUNT 7" X 16" ALUMINUM MIRROR HEAD

**KSO RH078**



## 5" ROUND CONVEX CLAMP-ON BLACK MIRROR

**KSO CL052**



## 6" ROUND CONVEX MIRRORS

Stainless Steel

**KSO CL060**

Black

**KSO CL060B**



## 7" ROUND CONVEX SWIVEL STUD CHROME MIRROR

**KSO CL070**



## 8-1/2" ROUND CONVEX MIRRORS

Stainless Steel

**KSO CL085**

Black

**KSO CL085B**

Stainless Steel Offset

**KSO CL085OS**

Black Heated Offset

**KSO CL085BOSH**

Stainless Steel  
Offset Mounting Stud Heated

**KSO CL085OSH**



## 8-1/2" ROUND FULL BUBBLE CONVEX MIRRORS

Stainless Steel

**KSO CL085BB**

Black

**KSO CL085BBB**





# Light Duty Replacement Mirrors

## ECONOMY WEST COST ASSEMBLY 6-1/2" X 16" STAINLESS STEEL

- Adjustable swing away arm
- KSO H3641**



## 4-1/2" X 6" CLAMP-ON STAINLESS STEEL MIRROR

- 8" extension arm included.
- KSO CL062E**



## 4" X 8" OVER DOOR CONVEX

**KSO CL100**



## FOLDAWAY TOWING MIRRORS

Power heated with towing package. Folds out. Black.

- Dodge Ram Pick-up 1500 '02 - '08
- Dodge Ram Pick-up 2500, 3500 '03 - '09

**Passenger**  
**KSO 60113C**

**Driver**  
**KSO 60114C**

Power heated, extendable towing mirror with turn signal. Dual mirror.

- Chevy Silverado '07 - '09\*
- GMC Sierra '07 - '09\*

**Passenger**  
**KSO 62093G**

**Driver**  
**KSO 62094G**

\* New design only, does not fit on '07 classic model



## MANUAL FOLDAWAY MIRROR TEXTURED BLACK

- With black cover (PTM)
- '97 - '03 Ford F150, F250 LD pick-up

**Driver Flat**

**KSO 61066F**

**Passenger Convex**

**KSO 61065F**



## MANUAL FOLDAWAY MIRROR TEXTURED BLACK

- '99 - '08 Ford F250 LD, F350, F450, F550 Super Duty pick-up

**Driver Flat**

**KSO 61094F**

**Passenger Flat**

**KSO 61093F**



## MANUAL MIRROR SMOOTH BLACK FOLDAWAY

- Chevy Blazer full size '92 - '94
- Full size pick-up '88 - '02
- Suburban '92 - '99
- Tahoe '95 - '00
- GMC full size pick up '88 - '02
- Suburban '92 - '99
- Yukon '99 - '00

**Driver Flat**

**KSO 62014G**

**Passenger Convex**

**KSO 62013G**

## MANUAL STAINLESS STEEL FOLDAWAY CHEVY

- Blazer/Suburban/Tahoe '92 - '99
- Full size pick-up '88 - '02
- GMC full size pick-up '88 - '02
- Suburban/Yukon '92 - '99

**Driver Flat**

**KSO 3691**

**Passenger Flat**

**KSO 3692**



Lighting & Mirrors

Safety Products & Warning Devices

Tractor & Trailer Accessories

Battery & Electrical

Brake & Wheel End

Engine & Cooling Systems

Driveline, Suspension & Alignment

Agriculture & Snow Plow Parts

Hydraulic Equipment, Hose & Couplers

Oil & Chemicals

Tools & Equipment

# Safety & Warning Devices

## WARNING SIGNS

### Warning Triangle Kit

DOT approved.  
Three triangles per kit.

**GTM GT8500**



### WHEEL CHOCK

6-1/2" x 10-1/2" - 6-1/2".

**MUD 430030**



## SAFETY BANNERS

Item Number	Description
<b>ACR 49893-10</b>	18" X 18" Red Safety Flag (wood rod)
<b>ACR 49893-11</b>	18" x 18" Red Safety Flag (cotton - steel wire rod)
<b>ACR 49893-12</b>	18" x 18" Red Safety Flag (two brass grommets)
<b>ACR 49893-13</b>	18" x 18" Orange Safety PVC Flag (wooden dowel)
<b>ACR 49894-10</b>	18" x 84" Wide/Oversize Load Banner (44" attachment ropes)
<b>ACR 49894-11</b>	18" x 84" Wide/Oversize Load Banner (grommets)
<b>ACR 49894-12</b>	14" x 72" Wide/Oversize Load Banner

## STATIC STRAPS

Discharge potentially dangerous static electricity from equipment when properly grounded.

- Specifically compounded rubber conducts static electricity
- Resists weathering, abrasion and tearing
- Meets military specification MIL3065C

**25" x 1-1/16" x 3/16"**

**GAT 90330**

**30" x 1-1/16" x 3/16"**

**GAT 90331**



## HEAVY-DUTY COMMERCIAL GRADE BACK UP ALARM

Produces a powerful beeping sound (97 decibel). Automatically adjusts to a voltage range of 12-48 volt. The black plastic case is water resistant and the mounting bracket is zinc plated steel.

**WLO BA97**



## INDUSTRIAL GRADE BACK UP ALARM

State-of-the-art electronics, which is sealed in rock hard epoxy for protection against dust, vibration and moisture. The reinforced plastic housing has been designed for easy and secure mounting.

**112 Decibel Beeping Sound**

**WLO BA500**

**97 Decibel Beeping Sound**

**WLO BA597**

**107 Decibel Beeping Sound**

**WLO BA5107**



## SELF ADJUSTING BACK UP ALARM

Measures the ambient noise level and instantly self-adjusts to produce a three decibel beeping sound louder than the surrounding noise. The electronics are sealed in epoxy for protection against dust, vibration and moisture. The reinforced plastic housing has been designed for easy and secure mounting.

**WLO BA550**



## DUAL RATE BACK UP ALARM

**CH 40212**



## LEVER ACTIVATED SWITCH FOR BACK UP ALARMS

**CH 75125**



## SUPERIOR® SEAT BELTS AND EXTENDERS

### Retractable Push-Button Seat Belt

67" length, black.

**SPR 46-2050B**

### Auto/RV Seat Belt

XL, 90" length, black.

**SPR 46-3250B**

### Auto/RV Seat Belt Extender

12" length, black.

**SPR 46-3300B**





# Gloves, Safety Glasses & Masks

## DISPOSABLE GLOVES

### Value Touch Latex Powdered Gloves

Box of 100.

- SAS 6591** Small
- SAS 6592** Medium
- SAS 6593** Large
- SAS 6594** X-Large



### Value Touch Latex Non-Powdered Gloves

Box of 100.

- SAS 6592-20** Medium
- SAS 6593-20** Large
- SAS 6594-20** X-Large



### Derma-Lite Nitrile Powdered Gloves

Box of 100.

- SAS 6606** Small
- SAS 6607** Medium
- SAS 6608** Large
- SAS 6609** X-Large



### Derma-Max Nitrile Non-Powdered Gloves

Box of 50.

- SAS 6607-40** Medium
- SAS 6608-40** Large
- SAS 6609-40** X-Large



## WORK GLOVES

### Latex Dipped Gloves

- Cotton/polyester knit shell
- 100% Latex dipped palm
- Elasticized wrist

**CLC 2030L**

### Brown Jersey Gloves

- Cotton/polyester blend
- Standard weight brown jersey
- Matching knit wrist

**CLC 2008**

### Chore Gloves

- Standard weight chore glove
- Cotton/polyester blend
- Knit wrist

**CLC 2020**

### Safety Cuff Glove

- Economy split leather palm
- Cotton back and wrist
- Rubberized cuff

**CLC 2046**

### Split Cowhide Driver Glove

- Straight thumb
- Shirred wrist with cotton binding

**CLC 2054L**



## DIAMONDBACK SAFETY GLASSES

- 99.9% UV protection
- Scratch-resistant lenses
- Anti-fog
- Meets current ANSI Z87.1 2003 standard

**SAS 540-0210** Black Frames w/Clear Lenses

**SAS 540-0211** Black Frames w/Shaded Lenses

Also available in red, gun metal gray and blue frames.



## STINGERS SAFETY GLASSES

- High impact protection
- 99.9% UV protection
- Superb styling and comfort

**SAS 5180** Black Frames w/Clear Lenses

**SAS 5181** Black Frames w/Yellow Lenses

**SAS 5182** Black Frames w/Shaded Lenses

**SAS 5183** Black Frames w/Blue Mirror Lenses

Also available in clear frames.



## WORKER BEES SAFETY GLASSES

**SAS 5120** Clear Frames



## STANDARD SAFETY GOGGLES

- Economical eye protection
- 99.9% UV protection
- Meets ANSI Z87.1

**SAS 5101**



## 3M PARTICULATE RESPIRATOR

- NIOSH 42CFR84 approved
- 3M recommended for grinding, sanding and buffing

**MMM 7048** 20 per Box



## 3M PARTICULATE RESPIRATOR N95

- NIOSH 42CFR84 approved
- 3M recommended for grinding, sanding and buffing
- 3M cool flow exhalation valve improves comfort

**MMM 7185** 10 per Box



## 3M DISPOSABLE ORGANIC VAPOR HALF FACEPIECE RESPIRATOR ASSEMBLY P95

- NIOSH 42CFR84 approved
- Maintenance-free design
- 3M recommended for paint spray applications

**MMM 7191** Small Assembly

**MMM 7192** Medium Assembly

**MMM 7193** Large Assembly

**MMM 7194** P95 Filter (Quantity 10)

**MMM 7054** Filter Retainer (Quantity 20)



# Safety Equipment & Supplies

## TYVEK® PROTECTIVE COVERALLS

- Lightweight, comfortable
- Anti-static and lint-free
- Material breathes for user comfort
- Washable/reusable
- Full zipper front and elastic wrists
- Great for protection from paint overspray, sanding dusts, pesticides, grease, dirt, grime, and for use in general utility industries

### Coveralls

- SAS 6851** *Small*  
**SAS 6852** *Medium*  
**SAS 6853** *Large*  
**SAS 6854** *X-Large*  
**SAS 6855** *XX-Large*

### Disposable Coveralls

- SAS 6844** *X-Large*  
**SAS 6845** *XXX-Large*



## SHOE COVERS

- SAS 6808** *Medium*  
**SAS 6809** *Large*



## DELUXE KNEE PADS

- Plastic cap over tough nylon fabric with soft foam rubber core
- Water and abrasion resistant
- Velcro® closures

**SAS 7102**



## FIRST AID KITS

### Personal Kit

Compact, lightweight kit with an assortment of practical first aid items

**SAS 6001**

### Ten Person Multi-Use Kit

- Designed for use in the work place for up to ten employees
- Ideal for shop, auto and home

**SAS 6010**

## BOX OF EAR PLUGS

- 200 pair
- Super soft foam
- Conforms to inner ear canal

**SAS 6100**



## CORDED EAR PLUGS

- Pre-shaped foam earplugs
- NRR 29

**SAS 6101**



## EARMUFF HEARING PROTECTION

- Lightweight, muff-style
- NRR 23

**SAS 6105**



## BANDED EAR PLUGS

**SAS 6102**

### Replacement Plugs

**SAS 6103**



## BACK SUPPORT

- Made of lightweight, cool, washable nylon
- Six fully enclosed steel spring stays for flexible, contoured support
- Tapered design allows a full range of body motion while maintaining proper support

**SAS 7161** *Small*

**SAS 7162** *Medium*

**SAS 7163** *Large*



## EMERGENCY SAFETY HAMMER

- Hammer with pointed end to break glass
- Seat belt cutter
- Three mounting options
- Flashlight automatically turns on when lifted from mounting bracket

**SPX 21-919U**





# Safety Equipment & Supplies



## SPILL ABSORBENTS

**Sorb-A-Spill® Absorbent**

**SAS 7702** 10 Lb. Bag

**Diatomaceous Earth Absorbent**

**FD 25** 25 Lb. Bag

**OD 8826** 25 Lb. Bag

**Molten Clay Absorbent**

**OD 40** 40 Lb. Bag (Not available in all markets.)



## EMERGENCY RESPONSE SPILL KIT

**Includes:**

Fifteen universal absorbent pads, three universal boom coils, one chemical-splash goggle, one pair Nitrile chemical gloves, and two all-purpose waste disposal bags. Absorbs oil, paint or chemical spills on land. Absorbs over four gallons of waste.

**SAS 7750**

## COMPACT SPILL KIT

Zip Lock (oil only) contains two poly socks, 35 smart pads and a disposable bag with tie.

**OD L90698**

## COMPLETE SPILL KIT

- Ideal for on-board safety
- Drivers can use for quick response to leaks and spills
- Includes 5 gallon bucket, two general socks, ten universal perforated pads and one disposal bag with tie

**OD L90435**



## ABSORBENT PADS

### Drum Top Pads

Keeps 55 gallon drums clean and neat of any and all fluids that leak from pumps and dispenser cans.

**OD L90725** 10 Pads/box

**OD L90501** 25 Pads/box

### Maintenance Sorbent Pads

15-1/2" x 20-1/2"

**MMM 7164** 100 Pads/box

### Maintenance Sorbent Roll

15-1/2" x 150'

**MMM 7166**



## FIRE EXTINGUISHERS

### Pro 10MP 4 A:60B:C

Rechargeable steel cylinder ABC multipurpose gauge fire extinguisher with an easy-to-read pressure gauge. The Pro 10MP is a dry chemical fire extinguisher containing monoammonium phosphate which handles all three classes of fire; Class A for trash, wood and paper, Class B for liquids and gases, and Class C for energized electrical equipment. It has a discharge time of 19 to 21 seconds, a discharge range of 20', and an operating pressure of Kidde ABC 195 psi.

- Multipurpose dry chemical (Monoammonium Phosphate) agent
- UL Rated 4-A,60B:C
- Easy-to-read gauge to indicate fire extinguisher is charged and ready
- Clear instruction label with graphics on extinguisher
- Easy-to-pull safety pin
- Impact resistant metal valve, handle and lever
- 10 lb. of fire extinguishing agent
- 6 year limited warranty
- UL approved wall hanger
- Coast Guard (U.S.C.G) approved bracket part number # 366242
- Powder coated cylinder for corrosion protection

**KID 466204**

### Regular Use

- Suitable for use on Class B and Class C fires
- Fire control FC 10 unit is fitted with a pressure gauge that provides at-a-glance status
- Manufactured from lightweight aluminum and a tough nylon valve assembly
- Rust and impact resistant nylon handle
- 2.9 lb. of fire extinguishing agent
- 6 year limited warranty
- Easy-to-pull safety pin

**KID 440161**

### Multipurpose

- Suitable for A, B, and C Class Fires
- Easy-to-read gauge indicates fire extinguisher is charged and ready
- Easy-to-pull safety pin
- Rust and impact resistant nylon handle
- 2.5 lb. of fire extinguishing agent
- 6 year limited warranty

**KID 440162**

### Fire Control

Suitable for use on Class A (trash, wood, paper), Class B (liquids, gases) and Class C fires (energized electrical equipment). UL rated 3-A, 40-B:C. Net weight 5 lbs.

**KID 466425**

\*These extinguishers meet DOT/FMCA requirements



Lighting & Mirrors

Safety Products & Warning Devices

Tractor & Trailer Accessories

Battery & Electrical

Brake & Wheel End

Engine & Cooling Systems

Driveline, Suspension & Alignment

Agriculture & Snow Plow Parts

Hydraulic Equipment, Hose & Couplers

Oil & Chemicals

Tools & Equipment

# Electrical Products

## SEVEN WAY ABS COILED CABLE ASSEMBLIES

- 12" leads
- 4/12, 2/10, 1/8 gauge
- SAE J2222

12' Length

**TMI 7ATG222MG**

15' Length

**BBH GT39000-15**



## SEVEN WAY COILED CABLE ASSEMBLIES

12' Length

6/14, 1/12 gauge, 12" leads.

**TMI 7ETB222MG**

15' Length

6/14, 1/12 gauge, 12" leads.

**TMI 7ETB522MG**



## ELECTRICAL SOCKETS

Seven Way  
Circuit Breaker Socket  
with 20 Amp Circuit Breaker

**TMI 670P7220**

Seven Way  
Circuit Breaker Socket  
with 30 Amp Circuit Breaker

**TMI 670P7230**

Seven Way Socket  
with Solid Pins

**TMI 670-72A**

Seven Way Socket  
with Split Pins

**TMI 670-72**

Single Pole Socket

**TMI 670-12**

Boot for Back  
of Socket

**TMI 670-722**

Nosebox 2.5" Deep - Poly

**TMI 670-7202**



## SEVEN WAY STRAIGHT CABLE ASSEMBLY

- 12' length
- 6/12, 1/10 gauge

**TMI 7SAB122MG**



## SINGLE POLE COILED CABLE ASSEMBLIES

Lift Power/Battery Charging Cables - 2 Gauge

For 12' tailgate. 12" leads.

**TMI 7HTB222MG**

For 15' tailgate. 12" leads.

**TMI 7HTB522MG**




Lift Power/Battery Charging Cables - 4 Gauge

For 12' tailgate. 12" leads.

**TMI 7BTG222MG**

For 15' tailgate. 12" leads.

**TMI 7BTG522MG**



## ELECTRICAL PLUGS

T-Style Seven Way Plug with Spring Guard

**TMI 670-71SG**

Single Pole Plug with Spring Guard

**TMI 670-11SG**

Four Way Plug Assembly with Spring Guard

**TMI 670-41SG**



## CIRCUIT TESTERS

Seven Way Socket Continuity Tester

**TMI 5047**

Seven Way Plug Circuit Tester

**TMI 5048**

Four Way Flat Circuit Tester

**TMI 5046**



# Fifth Wheel Accessories



### AIR CYLINDERS

Item Number	Cylinder Type	Stroke
<b>TMI 29-250X6</b>	2-1/2" Diameter Push/Pull	6"
<b>TMI 29-250X8</b>	2-1/2" Diameter Push/Pull	8"
<b>TMI 29-350X8</b>	3-1/2" Diameter Push/Pull	8"
<b>TMI 29-1405</b>	Fifth Wheel Air Cylinder	

### SOLENOID OPERATED TAILGATE LOCK KIT

**TMI K2508S**



### FOUR WAY PUSH/PULL VALVE

**TMI 29PP4**



### FOUR WAY SOLENOID

**TMI 29SS4**

Replacement Breather Fitting

**TMI 29F2**



### 5TH WHEEL SLIDER COIL

10"- 54" lengths

**TMI 14210**

### 5TH WHEEL SLIK DISCS

**BBH GT7100W/SNPRNG** 32" (Box of 5)

**BBH GT7101W/SNPRNG** 36" (Box of 5)

### KING PIN FLANGE

- 8" diameter flange
- 3/16" thick plate

**BWP M698**



### TUBULAR STEEL MATERIAL LANDING GEAR CRANK

**BWP M756**

### LANDING GEAR SQUARE BASE SHOES

**BWP M757** 10" x 10"

**BWP M758** 16" x 16" *Factory Direct*



### AXLE ASSEMBLY FOR LANDING GEAR SHOES

**BWP M1780** *Factory Direct*



**FACTORY DIRECT**


### ADJUSTABLE LANDING GEAR BRACE

26" to 41"

**BWP M1781** *Factory Direct*



**FACTORY DIRECT**



### DOOR HOLD BACK

- Mounts to door and body
- Saves time and helps prevent accidents

**BWP M1495** *Factory Direct*

**FACTORY DIRECT**

Lighting & Mirrors

Safety Products & Warning Devices

Tractor & Trailer Accessories

Battery & Electrical

Brake & Wheel End

Engine & Cooling Systems

Driveline, Suspension & Alignment

Agriculture & Snow Plow Parts

Hydraulic Equipment, Hose & Couplers

Oil & Chemicals

Tools & Equipment



# Trailer Connectors & Brake Controllers

## ROUND CONNECTOR KITS

### Four Pole Round

- HOP 48285** Kit  
**HOP 48305** Socket Only  
**HOP 48325** Plug Only



### Five Pole Round

- HOP 48345** Kit



### Six Pole Round

- HOP 48405** Kit  
**HOP 48425** Socket Only (Plastic)  
**HOP 48435** Socket Only (Metal)  
**HOP 48445** Plug Only  
**HOP 48440** Endurance Plug



### Seven Pole RV Blade Round

- HOP 48465** Kit  
**HOP 48485** Socket Only (Plastic)  
**HOP 48505** Plug Only  
**HOP 48500** Endurance Plug (Plastic)  
**HOP 48510** Endurance Plug (Cast)



## TRAILER PLUG ADAPTERS

### Seven Way RV Blade to Six Way Round

- HOP 47555**



### Seven Way RV Blade to Four Wire Flat

- HOP 47355**



### Seven Way Pin Type to Four Wire Flat

- HOP 47405**



### Six Way Round to Four Wire Flat

- HOP 47305**



### Six Way Round to Four Wire Flat

- HOP 47315**

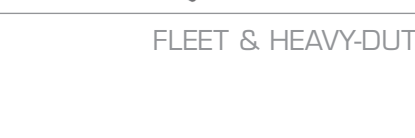
### Four Way Round to Four Wire Flat

- HOP 47465**



### Four Wire Flat to Six Way Round

- HOP 47165**



## BRAKE CONTROLLER AND ACCESSORIES

### The Synchronizer®

- For single and tandem axle trailers equipped with electric brakes
- Provides automatic and manual braking

**HBC 81725**



### Energize® III

- Sensing device that automatically monitors and measures tow vehicle deceleration
- For all single and tandem axle trailers equipped with electric brakes

**HBC 81741B**



### Energize® XPC

- Provides automatic and manual trailer braking
- Proportional braking performance
- Recommended for medium/heavy-duty trailers
- Optional manual remote

**HBC 81745**



### Engage®

- Time-based brake controller
- Digital display assists in set up, operation, and trouble shooting
- Microprocessor controlled

**HBC 81760**



### Endeavor®

Smart features on this digital brake controller give you smooth, proportional braking.

- Internal sensor measures deceleration and sends proportional power to trailer brakes

**HBC 81770**



### Genesis®

- Handles up to eight electric brakes
- Three axis accelerometer technology automatically levels and senses deceleration rate
- "Boost Feature" gives you the ability to apply more initial braking power when towing heavier trailers

**HBC 81790**



## QUIK-CONNECT SYSTEMS

Snap and go. Installation is a breeze with this new standard Quik-Connect feature. Just insert the controller's plug into the Hayes dual-mated wiring harness that fits your vehicle and you're on your way to a safer ride.

### Dual-Mated OEM Harness

- HBC 081780HBC** '03 - '06 Chev/GM  
**HBC 081781HBC** '99 - '02 Chev/GM  
**HBC 081782HBC** '96 - '06 Dodge  
**HBC 081783HBC** '94 - '08 Ford  
**HBC 081784HBC** '05 - '07 Ford HD  
**HBC 081785HBC** '02 - '06 Toyota  
**HBC 081786HBC** '05 - '06 Nissan  
**HBC 081788HBC** '08 - '09 Ford SD  
**HBC 081789HBC** Hayes Universal



# Hitches, Accessories & Ball Mounts

## DELUXE BREAKAWAY KIT

Provides a durable system to power electric trailer brakes. Kit includes battery box, rechargeable 5 amp battery and breakaway switch and case.

**VLY 53700**

**Replacement Battery**  
**SSB ES5-12**



## HITCH PIN AND CLIP

5/8" diameter x 3" long for Class 3 and 4.

**VLY 75830**

5/8" x 3-1/2" long for Class V applications.

**VLY 75832**



## FORGED TRAILER BALLS

Item Number	Ball Diameter	Shank Dia.	Shank Length	Gross Loads Lbs.	Ball Platform Thickness
<b>VLY 50010</b>	1-7/8"	3/4"	1-3/4"	2,000	3/8" - 3/4"
<b>VLY 50660</b>	1-7/8"	1"	2-1/8"	2,000	3/8" - 3/4"
<b>VLY 50090</b>	1-7/8"	1"	2-7/8"	2,000	3/4" - 1-7/8"
<b>VLY 50030</b>	2"	3/4"	1-3/4"	3,500	3/8" - 3/4"
<b>VLY 50520</b>	2"	3/4"	2-15/16"	3,500	1/2" - 1-3/8"
<b>VLY 50490</b>	2"	3/4"	3-3/8"	3,500	1/2" - 2-7/16"
<b>VLY 50280</b>	2"	1"	2-1/8"	6,000	3/8" - 3/4"
<b>VLY 50110</b>	2"	1"	2-7/8"	6,000	3/4" - 1-7/8"
<b>VLY 51830</b>	2"	1-1/4"	2-1/4"	7,500	1/2" - 3/4"
<b>VLY 50290</b>	2-15/16"	1"	2-1/8"	6,000	3/8" - 3/4"
<b>VLY 50210</b>	2-15/16"	1-1/4"	2-1/4"	12,000	3/8" - 3/4"

## TOW AND STOW MULTI-MOUNT

**Triple Ball**

- 2", 1-7/8", 2-5/16"

**BWH TS10047B**

**Double Ball**

- 2", 2-5/16"

**BWH TS10033B**



## PINTLE HITCH WITH BALL

- 12,000 capacity with lunette eye
- 7,500 lb. capacity with coupler

**VLY 69970**

## STANDARD-DUTY BALL MOUNTS

Item Number	Length	Rise	Drop	Weight
<b>VLY 75100</b>	8"	1"	2"	6,000 lbs.
<b>VLY 75080</b>	8"	2"	3-1/4"	6,000 lbs.
<b>VLY 75920</b>	8"	3"	3-1/4"	6,000 lbs.
<b>VLY 75940</b>	9"	3-3/4"	5"	5,000 lbs.
<b>VLY 75150</b>	9"	6-3/4"	8"	5,000 lbs.
<b>VLY 75160</b>	10"	—	10"	3,500 lbs.



## SUPER-DUTY BALL MOUNTS

Item Number	Length	Rise	Drop	Weight
<b>VLY 76970</b>	8-1/2"	1"	2"	10,000 lbs
<b>VLY 76990</b>	10-1/4"	5"	6"	10,000 lbs



## ADJUSTABLE BALL MOUNT

- Same standard features as Class 3 ball mounts
- Perfect for use on a tow vehicle that may tow trailers of various coupler heights
- Over 13" of vertical adjustment; Maximum drop of 7-1/2"; Maximum rise of 6-1/8"
- Effective shank length 10"; rated at 5,000 lb. gross load, and 500 lb. tongue load
- Can be used in the rise or drop position as needed
- Fits 2" receivers, 1" ball hole

**VLY 75120**



## TRIPLE BALL MOUNT

- Black powdered finish with chrome balls
- 1-7/8" ball 200/2,000 lbs.
- 2" ball 500/5,000 lbs.
- 2-5/16" ball 1000/10,000 lbs.
- Use when towing a variety of sizes and weights of trailers
- Overall shank length is 12"

**VLY 76212**



# Cargo Control

## WINCH BINDER

### Low Profile

**ACR 43564-16** Portable  
**ACR 43579-20** Weld-on

### Standard

**ACR 43564-14** Portable  
**ACR 43563-10** Weld-on



## SILVERCAP® OVERDRIVE™ RATCHETING CAP

Convert your winches into ratcheting winches by adding Ancra's overdrive ratcheting cap. Faster and safer than conventional winches, your winch bar stays in the winch until your straps are tight.

**ACR 49723-10**



## WINCH STRAPS

- Working load limit 5,400 lbs.

**ACR 43795-10-27** 4" x 27'  
**ACR 43795-10-30** 4" x 30'



## RATCHET STRAPS

- Working load limit 3,333 lbs.

**ACR 45982-10** 2" x 27'  
**ACR 45982-11** 2" x 30'



## 34" COMBINATION CHROME WINCH BAR

**ACR 42313-19**



## STEEL CARGO BAR

- Length/weight: 89.75-104.5"
- Long tube diameter: 1.5"

**ACR 48407-10**

## RATCHET CHAIN LOAD BINDER

- 3/8" load binder with lever
- Working load limit: 9,200 lbs.
- Accepts chain with 3/8" up to 1/2"
- Weights: 13.5 lbs.

**ACR 45943-21**



## LEVER CHAIN LOAD BINDER

- 5/16" load binder with lever
- Working load limit: 5,400 lbs.
- Accepts chain with 5/16" up to 3/8"
- Weights: 8 lbs.

**ACR 45943-10**



## RUBBER TARP STRAPS

**ACR 41569-15** 15"  
**ACR 41569-21** 21"  
**ACR 41569-31** 31"



## RATCHET STRAPS

**KEE 05505** 4 Piece 1" x 14'  
**KEE 05517** 2" x 14'  
**KEE 05516** 1" x 16'



## HEAVY-DUTY INDUSTRIAL RATCHET STRAPS

- Working load limit 3,333 lbs.

**KEE 04622** 2" x 27'  
**KEE 04627** 2" x 30'



## RATCHETING CARGO BAR


Adjusts from 40" to 70".

**KEE 05059**

## TARP PROTECTOR

Yellow plastic.

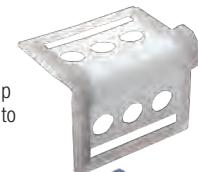
**ACR 49913-10**



## CORNER PROTECTOR

High density polymer suitable for webbing up to 4". 5.25" wide and extends approx. 3.5" to protect the load.

**ACR 43986-10**



## POLYETHYLENE TARPS

**KEE 09801** 6' x 8'  
**KEE 09803** 10' x 12'  
**KEE 09804** 12' x 18'  
**KEE 09805** 18' x 24'



## BINDER CHAINS

DOT approved.

**Working Load Limit 4,700 Lbs.**

**ACR 45881-10-20** 5/16" x 20' G70

**Working Load Limit 6,600 Lbs.**

**ACR 45881-11-20** 3/8" x 20' G70



## RTJ CLUSTER HOOKS

Hook Type	Working Load Limit
R (Ford)	8,333 lbs.
T (General Motor, Chrysler)	5,333 lbs.
J (Foreign)	4,000 lbs.

**ACR 45515-10**





# Trailer Products

## RUBBER ANTI-SAIL, ANTI-SPRAY MUD FLAPS


**MUD 082430** 24" x 30"  
**MUD 082436** 24" x 36"



## POLY ULTRA-RUBBER ANTI-SAIL/ANTI-SPRAY MUD FLAPS


Lightweight, tough-duty, white anti-spray guard.

**MUD 372436** 1/4" x 24" x 36"



## RUBBER MUD FLAPS

**MUD 24-24** 24" x 24"  
**MUD 24-30** 24" x 30"  
**MUD 24-36** 24" x 36"



## KONETA QUARTER FENDERS

Kits include two fenders and two standard extensions per kit.

**Black Ultra-Rubber Quarter Fender Kit**

**MUD 203000**

**Mirror Stainless Steel Quarter Fender Kit**

**MUD 523000**

## MUD FLAP HANGERS

**Mounting Kit**

**MUD GT27K711**

**Straight Hanger Kit**

**MUD GT2725B**

**Angled Hanger Kit**

**MUD GT2735B**



## DOCUMENT HOLDERS

**Tube Style Document Holder**

**TMI 9442**

**Lexan UV Resistant Document Holder**

• 1-1/2" x 3-3/4" x 6"

**TMI 9443**

**Aluminum Manifest Document Holder**

• 8-1/2" x 13" x 1-1/2"

**TMI 9441**



## TRAILER REPAIR PATCHES

FDA allows that the self-adhering transparent repair patch can be used to repair FRP panels on inside walls of refrigerated trailers transporting food products. It does not require premarket approval.

- Easy to apply, self-adhering and flexible
- Butyl rubber backing guarantees watertight, anti-corrosive seal
- Choice of white panel finish or aluminum finish to match original panel look
- Permanent bond

Item Number	Description	Size
<b>RBL 575</b>	White aluminum	10" x 12"
<b>RBL 576</b>	Natural aluminum	10" x 12"
<b>RBL 577</b>	White aluminum	10" x 24"
<b>RBL 578</b>	Natural aluminum	10" x 24"
<b>RBL 579</b>	Transparent	12" x 12"



**FACTORY DIRECT**

## VIBRA® 3000 DUMP TRUCK BODY VIBRATOR

Designed for use on tandem, tri-axle dump trucks and end-dump trailers with dump bodies ranging from 10' to 40' in length (bottom dump trailers, roll-off containers, hoppers and rubbish haulers). Switch, solenoid wiring hardware only - power cable not included. Installation kit included.

Item Number	Type	Power Require.	Thrust Impact	Dimensions	Operating Temp.
<b>ZRO 8000867</b>	Electric	12 Volt 380 amp	3000 lbs.	35" x 9" x 6-5/8"	-30° to +140°F

# Bus, Truck & Off-Highway Equipment Batteries

## BUS, TRUCK & OFF-HIGHWAY EQUIPMENT BATTERIES

Super Start Commercial batteries assure reliable power for farm equipment, buses, line-haul trucks and industrial machinery. These heavy-duty commercial batteries deliver more power-per-pound. Most sizes feature tough polypropylene cases which resist breakage and extend service life.

### Super Start - 6 Volt

BCI Group #	Item Number	Min. Cranking Amps (CA) @ 32°F	Min. Cold Cranking Amps (CCA) @ 0°F	Min. Reserve Capacity @ 80°F	Dimensions L x W x H
1	<b>SSB 1</b> <b>SSB 1J</b>	770	625	125	9" x 6-7/8" x 8-3/4"
2	<b>SSB 2</b> <b>SSB 2J</b>	765	610	215	10-3/8" x 6-7/8" x 8-3/4"
3EH	<b>SSB 3EH</b> <b>SSB 3EHJ</b>	1000	875	250	19-1/4" x 4-1/4" x 10"
4	<b>SSB 4-4</b> <b>SSB 4-4J</b>	1000	950	270	12-1/2" x 6-7/8" x 9-1/2"
5D	<b>SSB 5D</b>	1100	880	300	13-3/8" x 7-1/8" x 9-1/4"
7D	<b>SSB 7D</b>	1120	950	350	15-3/4" x 7" x 9-1/8"



### Super Start - 12 Volt

Super Start Commercial batteries assure reliable power for farm equipment, buses, line-haul trucks and industrial machinery. These heavy-duty commercial batteries deliver more power-per-pound. Most sizes feature tough polypropylene cases which resist breakage and extend service life.

BCI Group #	Item Number	Min. Cranking Amps (CA) @ 32°F	Min. Cold Cranking Amps (CCA) @ 0°F	Min. Reserve Capacity @ 80°F	Dimensions L x W x H
4D	<b>SSB 4D2</b> <b>SSB 4D2J</b>	1100	900	260	20-3/4" x 8-1/2" x 10-1/8"
4D	<b>SSB 4D3</b>	1235	1010	290	20-3/4" x 8-1/2" x 10-1/8"
8D	<b>SSB 8D2</b> <b>SSB 8D2J</b>	1340	1100	325	20-3/4" x 11" x 10"
8D	<b>SSB 8D2ST</b> <i>Threaded side post (transit bus)</i>	1340	1100	325	21-1/2" x 11" x 10"
8D	<b>SSB 8D3ST</b>	1700	1400	430	20-3/4" x 11 x 10
8D	<b>SSB 8D3</b> <b>SSB 8D3J</b>	1630	1375	430	20-3/4" x 11" x 10"
30H	<b>SSB 30H2</b> <b>SSB 30H2J</b>	695	550	125	13" x 6-3/4" x 9-1/2"

### Super Start - Absorbed Glass Mat Batteries

The Super Start technologically superior AGM design lowers resistance, increases power, and eliminates acid spills, leaks and terminal corrosion by utilizing highly micro-porous separators to absorb electrolytes. Eliminating the need to add water, the flat plate design offers increased efficiency for true maintenance-free performance and intimidating power.

BCI Group #	Item Number	20 AH Rate	Mins Disch. @ 25 A	CCA	Dimensions L x W x H
4D	<b>SSB AGM4D</b>	198	413	1110	20-3/4" x 6-3/4" x 9-7/8"
8D	<b>SSB AGM8D</b>	245	517	1450	20-3/4" x 10" x 11"



# 31 Series Batteries

## 31 SERIES BATTERIES

Super Start Commercial batteries assure reliable power for farm equipment, buses, line-haul trucks and industrial machinery. These heavy-duty commercial batteries deliver more power-per-pound. Most sizes feature tough polypropylene cases which resist breakage and extend service life.

### Super Start - 31 Series Fleet

BCI Group #	Item Number	Min. Cranking Amps (CA) @ 32°F	Min. Cold Cranking Amps (CCA) @ 0°F	Min. Reserve Capacity @ 80° F	Dimensions L x W x H
31S	<b>SSB 31-4</b> (Post) <b>SSB 31-4J</b> (Post)	910	750	170	13" x 6-3/4 x 9-1/2"
31T	<b>SSB 31-4T</b> (Threaded) <b>SSB 31-4TJ</b> (Threaded)	910	750	170	13" x 6-3/4 x 9-1/2"
31S	<b>SSB 31-5</b> (Post) <b>SSB 31-5J</b> (Post)	1190	950	185	13" x 6-3/4 x 9-1/2"
31T	<b>SSB 31-5T</b> (Threaded) <b>SSB 31-5TJ</b> (Threaded)	1190	950	185	13" x 6-3/4 x 9-1/2"
31S	<b>SSB 31-6</b> (Post)	1260	1125	195	13" x 6-3/4 x 9-1/2"
31T	<b>SSB 31-6T</b> (Threaded)	1260	1125	195	13" x 6-3/4 x 9-1/2"

### Super Start - Heavy-Duty Group 31 Battery

The SSB 31HDT has a few features which make it unique as compared to other Group 31 batteries:

- Fiberglass wrapped plates lock active material to the plates while the envelope separators protect the plate, extending battery life.
- The 31HDT uses a higher density Oxide providing for dependable "High Cycling" service
- The plates in the 31HDT are thicker than other Group 31 batteries, and epoxied to the base of the battery for extra support which extends battery life as well

BCI Group #	Item Number	Min. Cranking AMPS (CA) @ 32°F	Min. Cold Cranking AMPS (CCA) @ 0°F	Min. Reserve Capacity @ 80° F	Dimensions L x W x H
31	<b>SSB 31HDT</b> <b>SSB 31HDTJ</b>	910	700	190	13" x 6-3/4" x 9-7/8"

### Super Start - Absorbed Glass Mat Batteries

The Super Start technologically superior AGM design lowers resistance, increases power, and eliminates acid spills, leaks and terminal corrosion by utilizing highly micro-porous separators to absorb electrolytes. Eliminating the need to add water, the flat plate design offers increased efficiency for true maintenance-free performance and intimidating power.

BCI Group #	Item Number	20 AH Rate	Mins Disch. @ 25 A	CCA	Dimensions L x W x H
31	<b>SSB AGM31T</b>	925	190	1060	13" x 6-3/4" x 9-7/8"
31	<b>SSB AGM31DT</b> <i>Dual Terminal</i>	925	190	1060	13" x 6-3/4" x 9-7/8"



Lighting &  
Mirrors

Safety Products &  
Warning Devices

Tractor & Trailer  
Accessories

Battery &  
Electrical

Brake &  
Wheel End

Engine &  
Cooling Systems

Driveline, Suspension  
& Alignment

Agriculture &  
Snow Plow Parts

Hydraulic Equipment,  
Hose & Couplers

Oil & Chemicals

Tools &  
Equipment



# Competitive Cross Reference

## Catalog Part Number to Competitive Part Number

BCI Group #	Super Start	Advance Auto Parts	Auto Zone	East Penn	Delco	Exide Tech	Interstate	Motor-craft	NAPA	Carquest	Pep Boys	Sears	Wal-Mart
1 (8 Volt)	<b>SSB 8V1</b>	—	—	801	—	8-1	1-8V-VHD	—	8201D	1-8V30	—	—	—
3EE	<b>SSB 3EE</b>	3EE	—	403E	461A	F-3EE	3EE-VHD	—	7250	3EE30	—	—	—
3EH	<b>SSB 3EH</b>	3EH	—	93EH	FD2	F-3EH	3EH-VHD	—	7248	3EH30	—	—	—
3ET	<b>SSB 3ET</b>	3ET	—	93ET	361A	F-3T	3ET-VHD	—	7246	3ET30	—	—	—
4	<b>SSB 4-4</b>	4	—	904MF	717A	COM-4-EC-P	4-EXD	BH-4W	7210/7212	4-30	—	—	ES-4
4D	<b>SSB 4D2</b>	4D	—	804D	759	COM-4D-P	4D-XHD	BH-4DW	8274	4D30	—	—	ES-4D
4DLT	<b>SSB 4DLT</b>	4DLT	—	94DLT	712A	F-4DLT	4DLT-VHD	—	7251	4DLT30	—	—	ES-4-DLT
5D	<b>SSB 5D</b>	—	—	905D	725A	COM-5D	—	—	—	7263	5D30	—	—
7D	<b>SSB 7D</b>	—	—	907D	719A	COM-7D	COM-7D	7D-VHD	—	7264D	7D30	—	—
8D	<b>SSB 8D2</b>	8D	—	708D	716A	COM-8D-P	8D-XHD	BH-8DW	7269/7668	8DX24	—	—	—
8D	<b>SSB 8D3</b>	—	—	908D	—	COM-8D	—	—	7271/7669/8276	8D30	—	—	ES-8D
17TF	<b>SSB 17TF</b>	—	—	917TF	—	F-17TF	17TF-VHD	—	7253	17TF30	—	—	—
19L	<b>SSB 19L</b>	—	—	319L	—	19L-40	MT-19L	—	5019L	19L40	—	—	—
22NF	<b>SSB 22NF</b>	—	—	322NF	351	22NF-40	SP22NF	BH-22NF	5022NF	22F-40	—	—	—
3D	<b>SSB 30H2</b>	—	—	1130MHF	775A	COM-30H	29H-VHD	BH-29H	7218	30H30	—	—	ES-29-H/30H
31	<b>SSB 31-4T</b>	31S	—	1031MF	1110	—	31-LHD	BH-31-XL	7238	31XS30	—	—	—
31	<b>SSB 31-4</b>	31A	—	1031PMF	1111	—	31P-LHD	BH-31-P-XL	7239	31XP30	—	—	—
31	—	—	—	1131MF	31-900CT	HP-31D	—	—	7236	31S30	—	—	—
31	—	—	—	113PMF	31-901CT	HP-31E	—	—	7237	31P30	—	—	—
31	<b>SSB 31-5T</b>	—	—	1131XMF	—	XHP-31D	31-MHD	BH-31-XT	7234	31HDS30	—	—	ES-31
31	<b>SSB 31-5</b>	—	—	1131XP-MF	—	XHP-31E	31P-MHD	BH-31-P-XT	7235	31HDP30	—	—	—
31	<b>SSB 31HD</b>	—	—	7T31	DC31	—	31-ECL	—	—	CS31S30	—	—	—
31	—	—	—	7T31P	—	—	31P-ECL	—	—	CS31P30	—	—	—
31	—	—	—	9A31	—	—	—	—	—	NG31	—	—	—
40R	<b>SSB 40R72</b>	40R-1	40RDL	640RMF	—	—	MTP-40R	BXL-40R	7540R	40R-72	40R-590	—	—
U1	<b>SSB U1LH</b>	—	U1-1	9U1L	U1-240W	—	SP-35	—	—	U1L12	—	—	U1P-7
U1	<b>SSB U1LUH</b>	U1L-3	U1L3	11U1L	—	GT-X	SP-40	—	8229	U1LX-HD12	U1-340	27185	—
U1	<b>SSB U1R</b>	—	—	7U1R	—	—	SP-30R	—	8224	BU1R12	U1R-230	27184	U1R-7
U1	<b>SSB U1RH</b>	U1R-2	U1R-1	9U1R	U1R240W	GT-R	—	—	—	U1R12	—	—	—

# Specialty Batteries

## FARM EQUIPMENT AND COMMERCIAL BATTERIES

Super Start - 12 Volt Commercial Service 24 months

BCI Group #	Item Number	Min. Cranking Amps (CA) @ 32°F	Min. Cold Cranking Amps (CCA) @ 0°F	Min. Reserve Capacity @ 80° F	Dimensions L x W x H
3EE	<b>SSB 3EE</b> <b>SSB 3EEJ</b>	485	400	95	19-1/4" x 4-1/4" x 9"
4DLT	<b>SSB 4DLT</b> <b>SSB 4DLTJ</b>	1000	850	240	20" x 8"-1/8 x 8-1/8"
3ET	<b>SSB 3ET</b> <b>SSB 3ETJ</b>	575	460	120	19-1/4" x 4-1/4" x 9-7/8"



Super Start - 8 Volt Starting

BCI Group #	Item Number	Min. Cranking Amps (CA) @ 32°F	Min. Cold Cranking Amps (CCA) @ 0°F	Min. Reserve Capacity @ 80° F	Dimensions L x W x H
1	<b>SSB 8V1</b> <b>SSB 8V1J</b>	650	520	102	8-7/8" x 6-3/4" x 8-7/8"



## SPECIAL U.S. ORDINANCE APPLICATION

Super Start - 12 Volt Ordinance/Military Vehicle

BCI Group #	Item Number	Cranking Amps (CA) @ 32°F	Cold Cranking Amps (CCA) @ 0°F	Reserve Capacity @ 80° F	Dimensions L x W x H
6TL	<b>SSB 6TL</b>	875	750	230	11-1/4" x 10-1/2" x 9"



## ABSORBED GLASS MAT (AGM) BATTERIES

Super Start - 12 Volt Deep Cycle - Wheel Chair, EV Marine - AGM - 12 months

BCI Group #	Item Number	20 AH Rate	Mins Disch. @ 25 Amps	CCA	Dimensions L x W x H
U1	<b>SSB AGMU1</b>	32	54	200	7-3/4" x 5-1/8" x 7-1/4"
22NF	<b>SSB AGM22NF</b>	55	95	350	9-3/8" x 5-1/2" x 9-1/4"
27	<b>SSB AGM27</b>	92	185	580	12-3/4" x 6-3/4" x 9-7/8"
		CCA	Res Cap	Ref CA	
24	<b>SSB AGM24</b>	525	135	735	10-1/4" x 6-3/4" x 9-7/8"



Lighting & Mirrors

Safety Products & Warning Devices

Tractor & Trailer Accessories

Battery & Electrical

Brake & Wheel End

Engine & Cooling Systems

Driveline, Suspension & Alignment

Agriculture & Snow Plow Parts

Hydraulic Equipment, Hose & Couplers

Oil & Chemicals

Tools & Equipment

# Specialty Batteries

## GOLF CART, ELECTRICAL VEHICLE AND LIFT BATTERIES

### Super Start - 6 Volt 24 Months

BCI Group #	Item Number	Mins @ 75 Amps	Mins @ 25 Amps	Dimensions L x W x H
GC2	<b>SSB GC110DT</b> <b>SSB GC110DTJ</b>	115	425	10-1/4" x 7-1/8" x 10-7/8"

### Super Start - 8 Volt 24 Months

BCI Group #	Item Number	Mins @ 75 Amps	Mins @ 25 Amps	Dimensions L x W x H
GC8	<b>SSB GC8120</b> <b>SSB GC8120J</b>	85	318	10-1/4" x 7-1/8" x 11-1/8"

### Super Start - 6 Volt Sealed Valve Regulated AGM 12 months

BCI Group #	Item Number	Mins @ 75 Amps	Mins @ 25 Amps	Dimensions L x W x H
GC2	<b>SSB AGMGC2</b>		409	10-1/4" x 7-1/8" x 10-7/8"

### Super Start - 12 Volt Golf Cart/Gas Vehicle - Starting

BCI Group #	Item Number	Min. Cranking Amps (CA) @ 32°F	Min. Cold Cranking AMPS (CCA) @ 0°F	Min. Reserve Capacity @ 80° F	Dimensions L x W x H
70	<b>SSB GC70</b> <b>SSB GC70J</b>	525	450	60	8-3/4" x 7" x 7-1/8"

## LAWN AND GARDEN BATTERIES

Super Start Lawn & Garden Batteries are maintenance-free and provide a long storage life. Premium envelope separators protect all sides of the plate preventing internal shorts. Combined with the durable lightweight polypropylene cases, these features provide top performance over the toughest terrain. The flush cover eliminates the danger of harmful acid spills for safer operation and corrosion free service.

### Super Start - 12 Volt Lawn and Garden/Small Engine Starting and Deep Cycle

BCI Group #	Item Number	Min. Cranking AMPS (CA) @ 32°F	Min. Cold Cranking AMPS (CCA) @ 0°F	Dimensions L x W x H
Left Hand Positive	<b>SSB U1L</b> <b>SSB U1LJ</b>	190	160	7-3/4" x 5-1/8" x 7-1/4"
Left Hand Positive High Cold Cranking Amps	<b>SSB U1LH</b> <b>SSB U1LHJ</b>	335	275	7-3/4" x 5-1/8" x 7-1/4"
Left Hand Positive Ultra High Cold Cranking Amps	<b>SSB U1LUH</b> <b>SSB U1LUHJ</b>	410	350	7-3/4" x 5-1/8" x 7-1/4"
Right Hand Positive	<b>SSB U1R</b> <b>SSB U1RJ</b>	190	160	7-3/4" x 5-1/8" x 7-1/4"
Right Hand Positive High Cold Cranking Amps	<b>SSB U1RH</b> <b>SSB U1RHJ</b>	335	275	7-3/4" x 5-1/8" x 7-1/4"

## SWEeper AND SCRUBBER BATTERIES

### Super Start - 6 Volt Sweeper/Scrubber Batteries

BCI Group #	Item Number	Cranking AMPS (CA) @ 32°F	Cold Cranking AMPS (CCA) @ 0°F	Reserve Capacity @ 80° F	Dimensions L x W x H
8C11	<b>SSB 8C11</b>	235@20ahrate	190@6ahrate	120min@75amp	11-3/4" x 7" x 11-1/2"
8C6V	<b>SSB 8C6V</b>	330@20ahrate			11-3/4" x 7" x 14-3/8"
8L16	<b>SSB 8L16</b>	370@20ahrate	295@6ahrate	190min@75amp	11-3/4" x 7" x 16-1/2"
9C11	<b>SSB 9C11</b>	230@20ahrate	210@6ahrate	130@75ahrate	11-3/4" x 7" x 11-1/2"

### Super Start - 12 Volt Sweeper/Scrubber Batteries

BCI Group #	Item Number	Cranking Amps (CA) @ 32°F	Cold Cranking Amps (CCA) @ 0°F	Reserve Capacity @ 80° F	Dimensions L x W x H
921	<b>SSB 8C12</b>	195@20ahrate	160@6ahrate	90min@75amp	15-1/2" x 7" x 14-1/4"
921	<b>SSB 9C12</b>	228@20ahrate	180@6ahrate	115min@75amp	15-1/2" x 7" x 14-1/4"





# Specialty Batteries

## OPTIMA BATTERIES

Optima batteries are fully-sealed and can be mounted in any position. This includes upside-down or standing on end. Spiralcell Technology immobilizes the internal components of the battery, enabling OPTIMA batteries to withstand incredible amounts of vibration. Vehicles modified for better engine performance demand more from a battery. OPTIMA batteries withstand the high underhood temperatures associated with these performance vehicles. If your vehicle has a lot of accessories like running lights, high-performance stereo/AV systems, winches, or hydraulics, your vehicle demands more from its battery. If your battery is used in vehicles that demand extra reliability and performance, or if you just take pride in getting the best performance out of your vehicle, OPTIMA batteries deliver the performance you demand.



### YellowTop® Optima- 12 Volt

The deep cycle characteristic of this technology coupled with its extreme resistance to vibration provides performance vehicles with the repetitive power in a spill-proof package. If the vehicle has a lot of accessories like running lights, winches, hydraulics, or a high-performance stereo/AV system it demands more from its battery, Optima YellowTop® batteries provide the extra performance and cycling capability these vehicles demand.

BCI Group #	Item Number	Cranking Amps (CA) @ 32°F	Cold Cranking Amps (CCA) @ 0°F	Reserve Capacity @ 80°F	Post Type	Dimensions L x W x H
31T	<b>OBT YEL31T</b>	1125	900	155	3/8" Stainless Steel Post	12-13/16" x 6-1/2" x 9-3/8"
31A	<b>OBT YEL31A</b>	1125	900	155	SAE Post	12-13/16" x 6-1/2" x 9-3/8"
DT	<b>OBT YEL34/78</b>	870	750	120	Dual SAE/GM	10" x 6-7/8" x 7-13/16"



### RedTop® Optima- General Purpose

**Trucks, SUVs and 4WDs.** Optima RedTop Batteries are built to withstand the abuse these vehicles experience on and off-road. Spiralcell Technology immobilizes the internal components of the battery, enabling Optima batteries to withstand incredible amounts of vibration.

**Performance Vehicles.** Optima batteries can also withstand high underhood temperatures.

BCI Group #	Item Number	Cranking Amps (CA) @ 32°F	Cold Cranking Amps (CCA) @ 0°F	Reserve Capacity @ 80°F	Post Type	Dimensions L x W x H
34/78	<b>OBT RED34/78</b>	1000	800	100	Dual SAE/GM	10" x 6-7/8" x 7-13/16"
75/35	<b>OBT RED75/35</b>	910	720	90	Dual SAE/GM	9-5/16" x 6-13/16" x 7-5/8"
25	<b>OBT RED25</b>	910	720	90	SAE Post	9-5/16" x 6-13/16" x 7-5/8"
34	<b>OBT RED34</b>	1000	800	100	SAE Post	10" x 6-7/8" x 7-13/16"
35	<b>OBT RED35</b>	910	910	90	SAE Post	9-5/16" x 6-13/16" x 7-5/8"
78	<b>OBT RED78</b>	980	800	104	Side Post	10" x 6-7/8" x 7-13/16"



### BlueTop® Optima- Deep Cycle

Patented Spiralcell Technology® means more running time, faster recharge, and up to twice the life of traditional marine and RV batteries. Plus, it's spill-proof, can be stored longer and has 15 times the vibration resistance, not to mention superior heat resistance. Optima BlueTop Deep Cycle batteries provide the cycling ability while maintaining the cranking ability.

BCI Group	Item Number	Cranking Amps (CA) @ 32°F	Cold Cranking Amps (CCA) @ 0°F	Reserve Capacity @ 80°F	Post Type	Dimensions L x W x H
34	<b>OBT BLUED34</b>	870	750	120	Dual SAE and 5/16" Stainless Stud	10" x 6-7/8" x 7-13/16"

# Battery Boosters & Chargers



## 12 VOLT SOLAR POWER SPORTS CHARGER

- For motorcycles, PWC, ATVs, snowmobiles and tractors
- Maximum power output: 1 watt
- Weatherproof
- Easy connection to the battery
- 19-1/2" L x 5-7/8" W x 1.5" H

**SUN 50013**



## 12 VOLT SOLAR BATTERY MAINTAINER

- Maintains car, SUV, boat, ATV and PWC batteries
- Maximum power output: 1.8 watts 125 Mah
- Temperature range: -40° to 176° F
- 19-5/8" L x 6-1/2" W x 1-1/8" H

**SUN 50012**

## INDUSTRIAL/FLEET STARTER/CHARGER

Charges a variety of batteries: 6, 12, 18 and 24 volt. With this charger, the user no longer needs to separately charge 18 and 24 volt batteries. Full power engine start available in each volt range. Manual operation. Comes with 300 amp clamps.

- 200 amp 12 volt engine start- for emergency starting under severe conditions
- 180 amp 6 volt engine start
- 80 amp rate for 6 volt battery systems
- 60 amp rate for 12 volt battery systems
- 44 amp rate for 18 volt battery systems
- 30 amp rate for 24 volt battery systems
- Two rotary switches: amp/volt selector and 2-1/4 hour timer; timer switch has "hold" position for continuous charging

**SHU PSW61224**



## 12/24 VOLT BATTERY CHARGER 10 AMP

A 10 amp, fully automatic, deep-cycle, 12 and 24 volt charger with reverse-polarity protection. 10 amp fast charge for everyday charging needs, charges a deep-cycle battery in 7 to 11 hours, an automotive battery in 3 to 5 hours. Fully automatic, brings a deep-cycle battery to full charge, will not overcharge. Manual override switch allows user to switch to manual operation for special applications.

**SHU SE70MA**

## 5 WATT SOLAR BATTERY TRICKLE CHARGER

- SUVs and RVs
- Plugs into 12 volt DC plug or directly to the battery
- Maximum power output: 5 watts and 350 Mah
- Works in all daylight conditions
- 18" L x 1-1/2" W x 14-1/2" H

**SUN 50022**



## 15 WATT SOLAR BATTERY CHARGER KIT WITH 7 AMP CHARGE CONTROLLER

- Comes with 7 amp charge controller
- 15 watt 12 volt
- Works with automobiles, RVs, boats, tractors, ATVs and more
- Built-in blocking diode protects battery discharge at night
- 38" L x 13-1/2" W x 1-1/2" H

**SUN 50033**



**FACTORY DIRECT**



## EXPRESS TEST AND CHARGE

- New LCD with back light – 1" x 2.5" (4 line x 16 character)
- Tests and charges 12 volt batteries from 200 to 1200 CCA
- Charges the battery automatically
- LED indicators – "TESTING", "GOOD" and "BAD". During the automatic charge sequence the LEDs indicate, "CHARGING", "CHARGED", and "MAX. MINUTES TO CHARGE" for distance viewing
- Stores the last 100 tests in memory for review, print, and PC download

**AUM XTC160** Factory Direct

## 24 VOLT JUMP STARTER

- 1800 peak amps
- (2) 17 amp hour batteries
- LED battery status indicator
- 54" heavy-duty cables
- Extra heavy-duty clamps with recessed jaws

**SOL ES8000K**



## HD 12 AND 24 VOLT BOOSTER PAC

- 3200 peak amps at 12 volt, 1600 peak amps at 24 volt
- 2 gauge cables and heavy-duty thermo clamps
- DC outlet powers a variety of 12 volt accessories
- Recharge from any AC or DC power supply

**SOL ES1224**



# Battery System Testers



## BATTERY CONDUCTANCE AND ELECTRICAL SYSTEM TESTER

- Integrated printer for printing test results
- Test batteries from 100 to 1400 CCA
- Tests multiple rating systems (CCA, SAE, DIN, EN, IEC, JIS#)
- Tests regular, AGM and GEL batteries
- Multi-language capability, including English, French-Canadian, Spanish and Japanese
- Bad cell detection

**MTR MDXP300**



## BATTERY AND ELECTRICAL DIAGNOSTIC ANALYZER WITH INTEGRATED PRINTER

Applications:

- Advanced preventative maintenance algorithms for identifying batteries as they approach end-of-life
- 6 and 12 volt batteries
- 12 and 24 volt charging system
- Battery chemistries: Regular (flooded), AGM Spiral, AGM and Gel
- 100–3000 CCA, CA and MCA rating system range
- 4' cable with HD dual conductor Kelvin clamps
- Soft-sided carrying case/toolbag
- Tri-lingual

**MTR EXP800NAS**



## ADVANCED BATTERY AND SYSTEM ANALYZER FOR COMMERCIAL/FLEET VEHICLES

The EXP-1000HD is the electrical system pro's new best friend. This advanced battery and electrical system analyzer provides proven conductance technology with enhanced test algorithms for unparalleled accuracy and decision making. With the latest advances in battery testing technology and improved electrical system testing, the EXP-1000HD features:

- Battery pack testing for effective preventative maintenance testing
- Multiple battery routine: 1-6 batteries included in the test process and on the printed test report
- Special commercial battery algorithms for Group 31 batteries, 8D, and 4D batteries
- Combines direct temperature measurement with deep scan technology to improve accuracy and decisiveness
- Large graphical screen for icons and improved explanations
- Scroll bar capability means fewer overall screens
- Icon-based menus and hot keys improve logic and flow
- Includes EXP-1000HD analyzer, 15' battery test cable, 10' cable verification leads, DMM probes, carrying case, and stud adapters

**MTR EXP1000HD** *Factory Direct*

## ADVANCED SYSTEM FOR MULTIPLE BATTERY VEHICLE

Technician can quickly find the problem in the battery, starting or charging system in minutes, not hours. Full test results, including multiple battery tests, can be printed on an optional integrated printer. 15' cable set enables starting and charging system tests to be run from the cab for complete control and simplicity. The analyzer's user-friendly interface intuitively prompts the technician through the entire test sequence quickly and easily.

**Vehicle Applications**

- Group 31
- Marine cranking
- Commercial 4D/8D

**Battery Types**

- Regular flooded
- AGM flat plate
- AGM spiral
- Gel

**Global Systems**

- 6 and 12 volt batteries
- 12 and 24 volt charging system test

**Battery Pack Testing**

- Test the pack with batteries connected for PM testing
- Routine for testing and reporting individual battery results from multiple battery systems

**MTR MDX700HD** *Factory Direct*





# Battery Tester & Cab Power Kits



**FACTORY  
DIRECT**

## **CAB POWER® LONG-HAUL SLEEPER CAB CONVENIENCE PRODUCTS**

The Cab Power® System is a series of pre-wired, modular components for cabs and sleepers of over-the-road trucks and service vehicles. The system allows for "living room" electrical convenience without the need to keep the truck engine idling by distributing power from APUs, inverters and land based electrical grids (shore power).

### **Features and benefits:**

- According standard household appliances and office equipment
- Eliminates engine idling for electrical power generation reducing air and noise pollution
- Idling reduction results in fuel cost savings and less engine wear
- Quick and simple installation (less than 2 hours)
- Adaptable, modular design features quick connect wires, and unique mounting system
- Easy to customize to all truck makes; harness can be rounded to fit all interior cab configurations
- System components are weatherproof, durable, and resistant to adverse over-the-road trucking conditions
- Can be factory installed or added as an aftermarket enhancement

**ZRO 8500633** *Factory Direct*

### **Cab Power® Plus Kit with Battery Inverter**

**ZRO 8500652** *Factory Direct*



**FACTORY  
DIRECT**



## **RUGGED HAND-HELD ELECTRICAL SYSTEM ANALYZER**

- Tests 6 volt and 12 volt batteries
- Specifically optimized for use with AGM (Absorbed Glass Mat) batteries
- Tests 12 volt starting and charging systems, offering 200 to 1600 CCA with a 120 amp automated load
- Micro-processed tester utilizes advanced DPL technology for battery testing
- Performs a starter draw test, a load test and both a stator/diode test and regulation test on the alternator
- Features a digital LCD display and a rugged anodized aluminum housing
- Large memory stores the last 200 tests

**AUM BVA260**



## **DIGITAL BATTERY AND SYSTEM TESTER WITH INTEGRATED PRINTER**

Features easy, intuitive operation with quick, accurate assessment of battery condition and starting and charging system performance. Compatible with many battery types, including conventional, maintenance-free, AGM, gel cell, marine and deep cycle batteries.

- 6 and 12 volt battery testing
- 40-2000 CCA operating range
- 6, 12 and 24 volt system testing
- Temperature compensation
- Integrated printer
- Extra-long 10' leads
- Reverse polarity protection
- Multi-lingual operation
- Storage case

**SOL BA327**

# Inverters



## 400 WATT INVERTER

- Two grounded three conductor 110 volt AC outlets
- 40 amp replaceable fuse
- Battery terminal clips included
- Power source for cars, SUVs, trucks, RVs and boats

**SS 7444**



## 800 WATT INVERTER

- Two grounded three conductor 110 volt AC outlets
- 40 amp replaceable fuse
- Battery terminal clips included
- Power source for cars, SUVs, trucks, RVs and boats

**SS 7448**



## 1200 WATT INVERTER

- 2400 watt initial peak capacity
- Two 110 volt outlets
- High speed cooling fans
- Four way mounting brackets

**RLY 7476**



## 2000 WATT INVERTER

- 4000 watt initial peak capacity
- High speed cooling fans
- Two 110 volt outlets with caps
- Four way mounting brackets


**RLY 7477**



## 3000 WATT INVERTER

- 6000 watt initial peak capacity
- Two 110 volt outlets with caps
- High speed cooling fans
- Overload protection with automatic reset

**RLY 7478**



## POWER INVERTER CABLE HARDWIRE KIT

- 6' heavy-duty copper cable
- Installation kit for 1200 and 2000 watt inverters
- 300 amp 'ANL' fuse

**RLY 7436**

# Switches & Solenoids



**LEVER ACTIVATED SWITCH  
FOR BACK UP ALARMS**  
CH 75125



**LOW AIR PRESSURE  
ALARM KIT**  
CH 4099



**LOW PRESSURE  
SWITCH**  
BWD S355



**DUAL ALARM  
WARNING  
LIGHT/BUZZER**  
CH 4112RC



**SIGNAL BUZZER CONTROL  
SWITCH FOR BUSES**  
CH 40100



## PILOT LIGHTS

**Pilot Light with Red Lens**  
12 volt #53 bulb supplied. 3/16" (4.76mm) diameter red lens. 5/16" diameter mounting stem, 3/8" long. Plated brass bezel, satin finish, 1/2" diameter.

CH PL2RC



**Single Contact**  
12 volt #53 bulb supplied. 17/32" diameter red lens. 3/4" diameter mounting stem, 11/16" long. Chrome-plated brass bezel, 7/8" diameter.

CH PL19RC



**Double Contact**  
Insulated. 12 volt #68 bulb supplied. 15/16" diameter faceted red lens, gasket-sealed. 7/8" diameter mounting stem, 3/4" long. Plated brass bezel, 1 1/4" diameter.

CH PL86RC



**Single Contact Plastic Socket**  
Mount through rear of the panel. Satin bezel, 15/16" diameter. 12 volt #1893 bulb supplied. 5/8" diameter red lens. 11/16" diameter mounting stem, 1/4" long.

CH PL118RC



## CONTINUOUS DUTY SOLENOIDS

85 Amp, 24 Volt	85 Amp, 36 Volt
CH 24063	BWD S606
200 Amp, 12 Volt	85 Amp, 12 Volt
CH 24143	BWD S5040



# Electrical Switches



## PUSH BUTTON SWITCHES

**Momentary Push Button Switch**

**BWD PB4**

**Momentary Push Button Switch**

**BWD PB10**



## IGNITION SWITCHES

**CS1 Ignition Switch**

Three stud terminals, double throw. Key removable in "OFF" position only. Mounting stem 3/4" length, diameter 3/4".

**BWD CS1**

**CS7 Ignition Switch**


Four stud terminals, four positions. Starter position is spring loaded. Mounting stem 7/16" length, 3/4" diameter.

**BWD CS7**

**Ignition Switch with Lock Cylinder (Universal)**

Key removeable in "OFF" position only. Five screw terminals four position. First position "OFF" MAGGRID; second position "RUN" and "LIGHT"; third position "RUN" lights off; fourth position "START" BAT-SOL.


**BWD CS101**



## SCHOOL BUS DOOR SWITCH

For school bus door operation in conjunction with Cole Hersee relay 91052, 7/16" -28 thread mounting stem, 7/8" (22.2mm) long. Eight blade terminals, plunger 5/16" (8.0mm) long. Silver-laminated contact surfaces.

**CH 91050**



## LOCKOUT LEVER KIT

Special lever and flange plate accept a padlock to securely lock a disconnect switch in the Off position, which is required by many lock-out/tag-out safety regulations. For use with Cole Hersee lever actuated master disconnect switches with a 3/4" diameter mounting stem. (Recommend the use of a padlock with a 5/16" diameter shackle - padlock not included.)

**CH 24505**



## ROCKER SWITCHES

**Dual Wide Body**

**CH 54201-01**

**3 Blade Terminals, Amber**



**CH 58328-13**

**On-Off-On 4 Blade Red, Amber**

**CH 58328-35**

**Rocker Switch Bracket Mounting Kit**

**CH 87167-01-BP**



**2 Screw**

**BWD S276**

**3 Screw**

**CH 5586**

**2 Blade**

**BWD S635**

**3 Blade**

**CH 55016**

## SINGLE POLE, SINGLE THROW SWITCH - 25 AMP

**2 Screw**

**BWD S276**

**3 Screw**

**CH 5586**

**2 Blade**

**BWD S635**

**3 Blade**

**CH 55016**

## MOMENTARY SWITCHES

**Long Handle**

Up: on, Center: Momentary off. Two blade terminals. Silver contact surfaces.

**CH 55052-01**

**PVC Coated**

Up: Momentary On, Center: Off, Down: Momentary On. PVC coated housing with three 8" leads. O-ring seal in the stem is 11/32" long, and fits panels up to 3/16" thick.

**CH 55021-07**



Lighting & Mirrors

Safety Products & Warning Devices

Tractor & Trailer Accessories

Battery & Electrical

Brake & Wheel End

Engine & Cooling Systems

Driveline, Suspension & Alignment

Agriculture & Snow Plow Parts

Hydraulic Equipment, Hose & Couplers

Oil & Chemicals

Tools & Equipment

# Isolators & Switches



## BATTERY ISOLATORS FOR 12 - 36 VOLT DC NEGATIVE GROUND SYSTEMS

Isolate batteries to prevent the battery with the higher charge from draining into the battery with the lower charge. Allows two batteries to be charged simultaneously from a single power source. Contains Solid State circuitry embedded in the insulation for efficient heat dissipation.

### 42 Amp Max. Alternator Rating

- Terminations: one #10 gauge and two #16 gauge 6" wire leads
- Mounting: two 13/64" (5.15mm) dia holes

**CH 48080**

### 70 Amp Max. Alternator Rating

- Terminals: three 1/4" stud
- Mounting: two 9/32" (7.14mm) dia holes

**CH 48070**

### 200 Amp Max. Alternator Rating

- Terminals: three 5/16" stud
- Mounting: four 9/32" (7.14mm) dia holes

**CH 48160**

### 140 Amp 4 Stud General Purpose

- Terminals: three 5/16" stud and one No. 10 stud
- Mounting: four 9/32" (7.14mm) dia holes

**CH 48122**



## MEDICAL COMPARTMENT ISOLATOR FOR AMBULANCES

Isolates medical equipment batteries from any loads the remainder of the ambulance electrical system may impose. With Schottky diode, to comply with Federal specification KKK-A-1822B for ambulances.

- 75 amps at 12 VDC
- Terminals: two 1/4" stud
- Mounting: two 9/32" (7.14mm) dia holes

**CH 48051**

### 250 Amp

- Terminals: three 5/16" stud
- Mounting: four 9/32" (7.14mm) dia holes

**CH 48161**



## MASTER DISCONNECT SWITCHES

**125 Amps**

**BWD S9902**

**175 Amps**

**CH 2484**

**300 Amps**

**BWD S26901**



## DUAL BATTERY SELECTOR/ MASTER DISCONNECT

**BWD S917**



## PLUG-IN 4 GAUGE INDUSTRIAL BOOSTER CABLES

25' overall length. 5' section attaches directly to vehicle. 20' section has heavy duty 800 amp clamps and snaps easily into permanently mounted cable. Perfect for tow trucks or fork lifts.

**BWD CE3300**

# Battery Harness & Hookups



## GROUND STRAPS

Item Number	Gauge	Length
BWD GC209F	2	9"
BWD GC214F	2	14"
BWD GC217F	2	17"
BWD GC413	4	13"
BWD GC416	4	16"
BWD GC408	4	8"
BWD GC414	4	14"
BWD GC426	4	26"



## MULTIPLE BATTERY HOOKUPS

Item Number	Gauge	Length
BWD BC209S	2	9"
BWD BC215S	2	15"
BWD BC221S	2	21"
BWD BC222S	2	22" (4 Term)



## UNIVERSAL CABLE

Ford Diesel dual battery cables.  
SS 04357



## TWO BATTERY HARNESSSES

Top Post to Power Take-Off Post

Item Number	Length	Gauge	Polarity
BWD JC1000	6-13/16"	2/0	Negative
BWD JC1001	6-13/16"	2/0	Positive
BWD JC1002	7-3/8"	2/0	Negative
BWD JC1003	7-3/8"	2/0	Positive



Stud to Power Take-Off Post

Item Number	Length	Gauge	Polarity
BWD JC1008	6-13/16"	2/0	Negative
BWD JC1009	6-13/16"	2/0	Positive
BWD JC1010	7-3/8"	2/0	Negative
BWD JC1011	7-3/8"	2/0	Positive



## THREE BATTERY HARNESSSES

Top Post to Power Take-Off Post

Item Number	Length	Gauge	Polarity
BWD JC1005	13-5/8"	2/0	Positive
BWD JC1006	14-3/4"	2/0	Negative
BWD JC1007	14-3/4"	2/0	Positive



Stud to Power Take-Off Post

Item Number	Length	Gauge	Polarity
BWD JC1012	13-5/8"	2/0	Negative
BWD JC1013	13-5/8"	2/0	Positive
BWD JC1014	14-3/4"	2/0	Negative
BWD JC1015	14-3/4"	2/0	Positive



# Battery Cable Terminals

## SOLDERABLE BATTERY TERMINALS

### Straight-Closed Barrel Type

Item Number	Cable Size	Polarity
<b>BWD BH12</b>	2 / 0 & 3 / 0	Negative
<b>BWD BH12B</b>	2 / 0	Positive
<b>BWD BH13</b>	2 / 0	Universal
<b>BWD BH13A</b>	4 & 6	Universal
<b>BWD BH13D</b>	1 & 2	Universal



### Flag-Split Barrel Type

Item Number	Cable Size	Polarity
<b>BWD BH15</b>	1 / 0 & 2 / 0	Universal
<b>BWD BH15A</b>	1 / 0 & 2 / 0	Positive
<b>BWD BH15B</b>	1 / 0 & 2 / 0	Negative
<b>BWD BH16</b>	1 & 2	Universal



## SOLDER PELLETS

Item Number	Gauge	Color
<b>BWD CT472</b>	4	Gray
<b>BWD CT471</b>	2	Green
<b>BWD CT470</b>	1	Pink
<b>BWD CT473</b>	1/0	Black
<b>BWD CT474</b>	2/0	Orange
<b>BWD CT475</b>	3/0	Purple
<b>BWD CT476</b>	4/0	Yellow



### 2 oz. Flux

**BWD CT469**

## TIN PLATED COPPER COMPRESSION BATTERY TERMINALS

### Straight

Item Number	Gauge	Color
<b>BWD BH440</b>	4	Gray
<b>BWD BH420</b>	1 & 2	Green
<b>BWD BH401</b>	1 / 0	Black
<b>BWD BH402</b>	2 / 0	Orange
<b>BWD BH406</b>	3 / 0	Purple
<b>BWD BH407</b>	4 / 0	Yellow



## LEAD CONVERTERS

### Side Post

**BWD BH92**

### Stud Post

**BWD BH93**



## PREFORMED SOFT LEAD BATTERY POST SHIM

**BWD BH52**



## TIN PLATED COPPER CRIMPABLE BATTERY TERMINALS

### Straight

Item Number	Cable Size	Polarity
<b>BWD BH17</b>	4	Universal
<b>BWD BH55</b>	1 & 2	Positive
<b>BWD BH56</b>	1 & 2	Negative
<b>BWD BH31</b>	1 / 0	Positive
<b>BWD BH32</b>	1 / 0	Negative
<b>BWD BH33</b>	2 / 0	Positive
<b>BWD BH34</b>	2 / 0	Negative
<b>BWD BH35</b>	3 / 0	Negative
<b>BWD BH36</b>	3 / 0	Negative
<b>BWD BH37</b>	4 / 0	Positive
<b>BWD BH38</b>	4 / 0	Negative



### Flag

Item Number	Cable Size	Polarity
<b>BWD BH27A</b>	2 / 0	Positive
<b>BWD BH28</b>	2 / 0	Negative
<b>BWD BH29</b>	3 / 0	Positive
<b>BWD BH30</b>	3 / 0	Negative



### Right Elbow

Item Number	Cable Size	Polarity
<b>BWD BH39A</b>	1 / 0	Negative
<b>BWD BH39B</b>	1 / 0	Positive
<b>BWD BH39</b>	2 / 0	Negative
<b>BWD BH40</b>	2 / 0	Positive
<b>BWD BH43</b>	3 / 0	Negative
<b>BWD BH44</b>	3 / 0	Positive



### Left Elbow

Item Number	Cable Size	Polarity
<b>BWD BH41A</b>	1 / 0	Negative
<b>BWD BH41B</b>	1 / 0	Positive
<b>BWD BH41</b>	2 / 0	Negative
<b>BWD BH42</b>	2 / 0	Positive
<b>BWD BH45</b>	3 / 0	Negative
<b>BWD BH46</b>	3 / 0	Negative



## STUD TYPE BATTERY NUT

9/16" hex, 3/8" - 16 thread

### Stainless Steel

**BWD BH99**

### Black Plastic

**BWD BH100**

### Red Plastic

**BWD BH101**



# Battery Terminals

## BATTERY REPAIR TERMINALS AND ACCESSORIES

Top Post Lead  
Medium-Duty  
1/0-3/0 Universal  
with Nut and Bolt  
**BWD BH301C**

Top Post Lead  
Heavy-Duty / Fleet  
Lead 2/0 to 3/0  
Universal with  
Nut and Bolt  
**BWD BH303**

Three Way  
Heavy-Duty  
1 Positive and  
1 Negative  
**BWD BH309**

Military Spec  
Low Profile  
Negative Post  
Terminal  
**BWD BH315N**

Military Spec  
Low Profile  
Positive Post  
Terminal  
**BWD BH315P**

2/0 Positive  
Stud Terminal  
**BWD BH102**

2/0 Negative  
Stud Terminal  
**BWD BH103**

## JUMPER TERMINALS

Black Cap (Negative)  
**CH 46210-03**

Red Cap (Positive)  
**CH 46210-02**

## WIRE LOOMS

Asphalt-Coated Fabric Looms

Item Number	I.D.	Length
<b>BWD ALF25</b>	1/4"	50'
<b>BWD ALF38</b>	3/8"	50'
<b>BWD ALF50</b>	1/2"	50'
<b>BWD ALF58</b>	5/8"	50'

Polyethylene Split Looms

Item Number	I.D.	Length
<b>BWD ALS38</b>	3/8"	50'
<b>BWD ALS12</b>	1/2"	50'
<b>BWD ALS34</b>	3/4"	50'



## STANDARD WALL COPPER LUGS

Item Number	Cable Size	Stud Hole
<b>BWD BH21</b>	1	5/16"
<b>BWD BH145</b>	1	3/8"
<b>BWD BH147</b>	1	1/2"
<b>BWD BH152W</b>	1	1/2"
<b>BWD BH144</b>	2	3/8"
<b>BWD BH151</b>	2	1/2"
<b>BWD BH20</b>	4	1/4"
<b>BWD BH143</b>	4	5/16"
<b>BWD BH140</b>	4	3/8"
<b>BWD BH148</b>	1/0	1/2"
<b>BWD BH146</b>	1/0	3/8"
<b>BWD BH22</b>	2/0	5/16"
<b>BWD BH23</b>	2/0	3/8"
<b>BWD BH24</b>	3/0	3/8"
<b>BWD BH150</b>	3/0	1/2"
<b>BWD BH25</b>	4/0	3/8"
<b>BWD BH26</b>	4/0	1/2"



## LOCKING LUGS

Designed for stud terminal batteries.

Item Number	Gauge	Stud Size
<b>BWD BM100</b>	1/0	Lug End
<b>BWD BM102</b>	2/0	Lug End
<b>BWD BM103</b>	3/0	Lug End
<b>BWD BM116</b>	1/0	Dual Wire
<b>BWD BM117</b>	2/0	Dual Wire
<b>BWD BM118</b>	3/0	Dual Wire



## TIN PLATED COPPER LUGS

Item Number	Gauge	Color	Hole Dia.
<b>BWD BH441</b>	4	Gray	3/8"
<b>BWD BH156</b>	2 & 1	Green & Pink	3/8"
<b>BWD BH475</b>	1/0	Black	3/8"
<b>BWD BH404</b>	2/0	Orange	3/8"
<b>BWD BH476</b>	3/0	Purple	3/8"
<b>BWD BH477</b>	4/0	Yellow	1/2"



## CRIMPABLE BATTERY CABLE BUTT CONNECTORS

Item Number	Gauge
<b>BWD BH340</b>	4
<b>BWD BH341</b>	2
<b>BWD BH342</b>	1
<b>BWD BH343</b>	1/0
<b>BWD BH344</b>	2/0
<b>BWD BH345</b>	3/0
<b>BWD BH346</b>	4/0



# Cable & Wire



## 100' SPOOLS OF PRIMARY CABLE

Gauge	Brown	Red	Yellow	Green	Blue	White	Black
18	BWD PW18BR	BWD PW18R	BWD PW18Y	BWD PW18G	BWD PW18BL	BWD PW18W	BWD PW18B
16	BWD PW16BR	BWD PW16R	BWD PW16Y	BWD PW16G	BWD PW16BL	BWD PW16W	BWD PW16B
14	BWD PW14BR	BWD PW14R	BWD PW14Y	BWD PW14G	BWD PW14BL	BWD PW14W	BWD PW14B
12	BWD PW12BR	BWD PW12R	BWD PW12Y	BWD PW12G	BWD PW12BL	BWD PW12W	BWD PW12B
10	BWD PW10BR	BWD PW10R	BWD PW10Y	BWD PW10G	BWD PW10BL	BWD PW10W	BWD PW10B
8	N/A	BWD PW8R	N/A	N/A	N/A	N/A	BWD PW8B

## MULTI-CONDUCTOR PRIMARY WIRE (100')

### Two Conductor Jacketed Primary Wire

Item Number	Gauge	Cond. Color
BWD WW012	12	Black/White
BWD WW014	14	Black/White
BWD WW016	16	Black/White

### Three Conductor Ribbon Primary Wire

Item Number	Gauge	Cond. Color
BWD WW300	16	Brown, Green, Yellow
BWD WW301	14	Brown, Green, Yellow

### Three Conductor Jacketed Primary Wire

Item Number	Gauge	Cond. Color
BWD WW314	14	Brown, Green, Yellow
BWD WW316	16	White, Red, Black

### Four Conductor Ribbon Primary Wire

Item Number	Gauge	Cond. Color
BWD WW414	14	White, Brown, Green, Yellow
BWD WW416	16	White, Brown, Green, Yellow

## TRAILER CABLE (100')

Item Number	Gauge	Conductors	Conductor Colors
BWD TW2	16	6	Black, White, Red, Brown, Green, Yellow
BWD TW4	14	4	Black, White, Brown, Red
BWD TW6	14	6	Black, White, Red, Brown, Green, Yellow
BWD TW7	6#12, 1#10	7	Black, White, Red, Blue, Brown, Green, Yellow





# Cable & Wire



## BULK BATTERY CABLE

Heavy-Duty - Type SGR/SAE J1127 - Black

Item Number	Cable Size	Length
<b>BWD BCW110</b>	1/0 gauge	25'
<b>BWD BCW100</b>	2/0 gauge	25'
<b>BWD BCW113</b>	3/0 gauge	25'
<b>BWD BCW114</b>	4/0 gauge	25'
<b>BWD BCW110C</b>	1/0 gauge	50'
<b>BWD BCW100C</b>	2/0 gauge	50'
<b>BWD BCW113C</b>	3/0 gauge	50'

Vinyl Jacketed Red Cable - Type SGR/SAE J1127

Item Number	Cable Size	Length
<b>BWD BCW110R</b>	1/0 gauge	25'
<b>BWD BCW200R</b>	2/0 gauge	25'
<b>BWD BCW204R</b>	2/0 gauge	100'
<b>BWD BCW113R</b>	3/0 gauge	25'
<b>BWD BCW114R</b>	4/0 gauge	25'

## BULK WIRE DISPENSER WITH HEADER

Designed to help you sell bulk wire from spools by the foot. 18" H x 14" W x 12" D. Three tiers.

**BWD XM31** Wire not included.



## HEAVY-DUTY HEAT SHRINK TUBING

Item Number	Cable Size	Length
<b>BWD HST8</b>	8-2	6"
<b>BWD HST9</b>	10-20	1-1/4"
<b>BWD HST10X</b>	10-12	1-1/8"
<b>BWD HST12</b>	2-1/0	6"
<b>BWD HST13</b>	2/0-3/0	1-1/8"
<b>BWD HST14</b>	14-16	1-1/8"
<b>BWD HST18</b>	18-20	1-1/8"
<b>BWD HST16</b>	2/0-4/0	6"
<b>BWD HST19</b>	8-1	6"
<b>BWD HST22</b>	8-4	1-1/8"
<b>BWD HST10</b>	2/0-4/0	6"-Red
<b>BWD HST11</b>	2/0-4/0	6"-Black



## CABLE CUTTER

Cuts cable up to 6/0. Blades are hardened carbon steel. 24" handles with insulated grips for maximum cutting ease.


**BWD CE5D**



## HEAVY-DUTY CABLE CRIMPER

Double compound crimping action smoothly crimps terminals and lugs from 8 gauge to 6/0. Made especially for heavy-duty jobs. Adjustable crimp dies permanently attached. Die settings have letter, number and color codes.

**BWD CE7626**



## CABLE CUTTER

7-3/4" long. Ideal for one-hand operation. Designed for fast, easy cutting of multi-conductor cable, battery and welding cable up to 2/0 gauge. Std. Pkg. 1.

**BWD CE4D**



## CABLE CRIMPER

Crimps uninsulated terminals and lugs from 8 gauge to 4/0. Use with hammer or vise, special design prevents over-crimping.

**BWD CE78**



## WIRE LOOM INSTALLATION TOOL

Makes installing wire loom quick and easy with this handy loom installation tool. Just slip over wire and start loom, tool spreads loom while it feeds over wire. Use with 3/8" thru 5/8" I.D. split loom.

**BWD CE40**



## MOUNTING ACCESSORIES

Adhesive Wire Tie Mount

**BWD CT613**



Adhesive Back Clamps

**BWD CT618** 1/4"

**BWD CT619** 1/2"

**BWD CT620** 3/4"



Push Mount Wire Clips

**BWD CT621** 1/4"

**BWD CT622** 1/2"



Flat Mounting Clip

**BWD CT622F**



Nylon Harness Clamps

**BWD CT618N** 1/4"

**BWD CT619N** 1/2"

**BWD CT620N** 3/4"



Vinyl Coated Metal Clamps

**BWD ALF6** 1/4"

**BWD ALF7** 3/8"

**BWD ALF8** 1/2"

**BWD ALF9** 3/4"

**BWD ALF10** 1"



# Starters

Established in 1940, Wilson Auto Electric is the largest independent North American manufacturer and remanufacturer of alternators, starters, generators and electrical component parts for the automotive, agricultural, industrial, heavy duty truck, and marine aftermarkets.



## 28MT STARTERS

Item Number	Volt	Teeth	OEM #
<b>WIL 91-01-4313*</b>	12	10	1046526
<b>WIL 91-01-4313N**</b>	12	10	1046526

\*Remanufactured, \*\* New



## 37MT STARTER

Item Number	Volt	Teeth	OEM #
<b>WIL 91-01-4167*</b>	12	12	10461008

\*Remanufactured



## 39MT STARTER

Item Number	Volt	Teeth	KW	OEM #
<b>WIL 91-01-4561*</b>	12	11	7.2	10461753

\*Remanufactured



## 40MT STARTERS

Item Number	Volt	Teeth	OEM #
<b>WIL 91-01-3701*</b>	12	11	10461045
<b>WIL 91-01-3701N**</b>	12	11	10461045
<b>WIL 91-01-3702*</b>	12	12	10451046
<b>WIL 91-01-3700*</b>	24	11	10451047
<b>WIL 91-01-3700N**</b>	24	11	10451047
<b>WIL 91-01-3703*</b>	24	12	10461107

\*Remanufactured, \*\* New



## 42MT STARTERS

Item Number	Volt	Teeth	OEM #
<b>WIL 91-01-4166*</b>	12	11	10461033
<b>WIL 91-01-4166N**</b>	12	11	10461033
<b>WIL 91-01-4161*</b>	12	12	10451021
<b>WIL 91-01-4161N**</b>	12	12	10461021
<b>WIL 91-01-4159*</b>	24	11	10451030
<b>WIL 91-01-4159N**</b>	24	11	10451030
<b>WIL 91-01-4158*</b>	24	12	10461025
<b>WIL 91-01-4158N**</b>	24	12	10461025

\*Remanufactured, \*\* New



## 50MT STARTER

Item Number	Volt	Teeth	OEM #
<b>WIL 91-01-3948*</b>	24	11	10461057

\*Remanufactured



## DENSO SERIES STARTERS

Item Number	Volt	Teeth	KW	OEM #
<b>WIL 91-29-5042*</b>	12	15	1.4	028000-5730
<b>WIL 91-29-5107*</b>	12	11	1.4	028000-7830
<b>WIL 91-29-5449*</b>	12	10	4.0	228000-8510

\*Remanufactured



## HITACHI SERIES STARTER

Item Number	Volt	Teeth	KW	OEM #
<b>WIL 91-25-1048*</b>	12	9	2.0	S13-289

\*Remanufactured

# Alternators

## 21SI ALTERNATORS

Item Number	Volt	Amps	OEM #
<b>WIL 90-01-4058*</b>	12	100	10459013
<b>WIL 90-01-4074*</b>	12	130	10459037
<b>WIL 90-01-4109*</b>	12	160	10459053


\*Remanufactured



## 22SI ALTERNATORS

Item Number	Volt	Amps	OEM #
<b>WIL 90-01-4270*</b>	12	145	10459190
<b>WIL 90-01-4270N**</b>	12	145	10459190

\*Remanufactured, \*\* New



## 22SI QUAD PAD MOUNT ALTERNATORS

Item Number	Volt	Amps	OEM #
<b>WIL 90-01-4470*</b>	12	130	10459483
<b>WIL 90-01-4393*</b>	12	145	10459321
<b>WIL 90-01-4393N**</b>	12	145	10459321

\*Remanufactured, \*\* New



## 27SI ALTERNATORS

Item Number	Volt	Amps	OEM #
<b>WIL 90-01-3071*</b>	12	80	10463072
<b>WIL 90-01-3117*</b>	12	100	10459233

\*Remanufactured



## 30SI ALTERNATOR

Item Number	Volt	Amps	OEM #
<b>WIL 90-01-4057*</b>	12	105	10459000

\*Remanufactured



## 33SI ALTERNATOR

Item Number	Volt	Amps	OEM #
<b>WIL 90-01-4262*</b>	12	135	10459141

\*Remanufactured



## LONG HAUL ALTERNATORS

Bosch Long Haul Alternators are revolutionizing U.S. trucking with high efficiency alternator technology. With 160 and 200 amp on the road output, these alternators stand up under all operating conditions. You can trust Bosch Long Haul to keep commercial vehicles on the road for the long haul.

- Increased fuel economy
- High temperature resistance
- Advanced performance technology


Item Number	Amps	Mount Style
<b>BOS AL9963SB</b>	200	J180 Mount
<b>BOS AL9960LH</b>	160	J180 Mount
<b>BOS AL9961LH</b>	160	Pad Mount
<b>BOS AL9962SB</b>	200	Pad Mount



## 34SI QUAD MOUNT ALTERNATOR

Item Number	Volt	Amps	OEM #
<b>WIL 90-01-4272*</b>	12	135	10459198

\*Remanufactured



## 34SI QUAD PAD MOUNT ALTERNATORS

Item Number	Volt	Amps	OEM #
<b>WIL 90-01-4328*</b>	12	110	10459279
<b>WIL 90-01-4329*</b>	12	135	10459278

\*Remanufactured



## LEECE-NEVILLE/ PRESTOLITE ALTERNATORS

Item Number	Volt	Amps	OEM #
<b>WIL 90-04-7020*</b>	12	105	2300JB/A0001090569
<b>WIL 90-04-7021*</b>	12	130	2670JB/A001090784
<b>WIL 90-04-7039*</b>	12	160	2800JB/A001090562

\*Remanufactured



## FORD SERIES ALTERNATOR

Item Number	Volt	Amps	OEM #
<b>WIL 90-02-5016*</b>	12	90	C9HF10300A

\*Remanufactured



## FORD (BLUE BACK) ALTERNATOR

Item Number	Volt	Amps	OEM #
<b>WIL 90-02-5032*</b>	12	90	E2HF10346BA

\*Remanufactured



## ONE WIRE ALTERNATORS

Item Number	Volt	Amps	Type
<b>WIL 90-01-3125*</b>	12	61	10SI
<b>WIL 90-01-2125A*</b>	12	100	10SI
<b>WIL 90-01-3129*</b>	24	40	10SI
<b>WIL 90-01-4436*</b>	24	75	10SI

\*Remanufactured



Lighting & Mirrors

Safety Products & Warning Devices

Tractor & Trailer Accessories

Battery & Electrical

Brake & Wheel End

Engine & Cooling Systems

Driveline, Suspension & Alignment

Agriculture & Snow Plow Parts

Hydraulic Equipment, Hose & Couplers

Oil & Chemicals

Tools & Equipment



# Instruments & Gauges

## AMMETERS

Does not require external shunt.

**60 Amp**

**SMN 190-301**

**100 Amp**

**SMN 190-105**



## VOLTMETERS

**8 - 16 Volt**

**SMN 332-341**

**2" Chrome**

**EQU 7268**



## TEMPERATURE GAUGE

- 12 volt
- Electrical
- 2-1/16" diameter
- Includes sender

**SMN 310-3041**



## MECHANICAL TURBO BOOST

- 0-30HG/0-15 psi - 2-1/16"

**SMN 150-921** *Factory Direct*



**FACTORY DIRECT**

## HOURLMETER

**Chrome**

**EQU 7210**



## FUEL GAUGE

- Use with 240 - 33 OHM sender
- 2-1/16" diameter

**SMN 301-302**



## MECHANICAL DUAL AIR PRESSURE GAUGE

- Red/green pointer
- 2-1/16" diameter
- 150 psi

**SMN 151-910**



## MECHANICAL AIR PRESSURE GAUGE

- 150 psi
- 1/8" - 27 NPT fitting size

**SMN 150-307**



## WATER TEMPERATURE GAUGES

**2" Chrome**

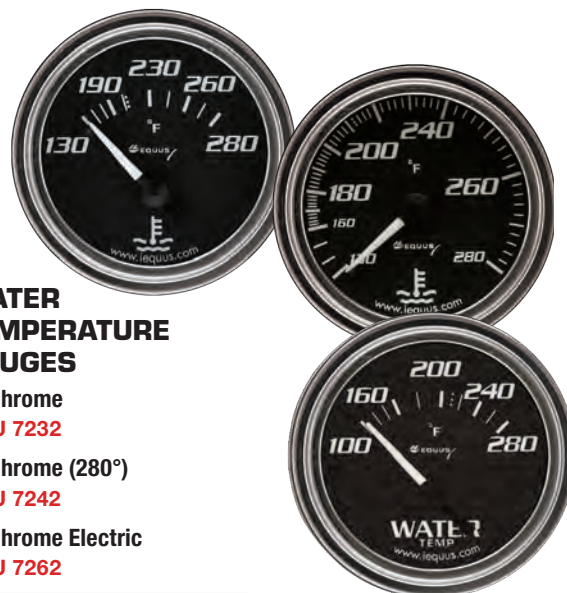
**EQU 7232**

**2" Chrome (280°)**

**EQU 7242**

**2" Chrome Electric**

**EQU 7262**



## OIL PRESSURE GAUGES

**2" 0 - 100 PSI**

**EQU 7234**

**2" 0 - 100 PSI**

**EQU 7244**



# Instruments & Gauges

## LEVER ARM FUEL SENDERS

Adjustable for tank depths 6" to 23". Each kit contains neoprene mounting gasket and mounting screws. For left or right hand swing.

**10 - 180 OHM Range**

**SMN 226-001** *Factory Direct*

**240 - 33 OHM Range**

**SMN 226-007** *Factory Direct*

**0 - 99 OHM Range**

**SMN 226-008** *Factory Direct*

### Replacement Neoprene Fuel Sender Gasket

- SAE five hole

**SMN 226-053** *Factory Direct*

### Bolt on Flange Kit

For all swing arm senders.

**SMN 226-451** *Factory Direct*



## TEMPERATURE SENDERS

VDO universal sender kits include 1/8" - 27 NPT common ground temperature sender, spade connector and US thread adapter kit for 1/4" - 18, 3/8" - 18 and 1/2" - 14 NPT threads.

**250° F**

**SMN 323-900**

**300° F**

**SMN 323-905**



## PRESSURE SENDERS

Use only with matching brand gauge.

**80 PSI, 240 - 33 OHM, 1/8" - 27**

**SMN 360-801**

**100 PSI, 240 - 33 OHM, 1/8" - 27**

**SMN 360-811**

### Electronic Oil Pressure Sender

**EQU 9832**

### Electronic Water Temperature Sender

**EQU 9835**




## OIL PRESSURE TUBING KITS

**Nylon**

**EQU 9801**

**Copper**

**EQU 9901**



## OIL PRESSURE ADAPTER KITS

**US Domestic and Asian**

**EQU 9841**

**European**

**EQU 9843**

**Oil Pressure and Electronic Temperature Metric Adapter Kit**

**EQU 9848**



## WATER TEMPERATURE ADAPTER KITS

**Mechanical U.S. Domestic and Asian**

**EQU 9851**

**Mechanical Asian**

**EQU 9852**

**Mechanical European**

**EQU 9853**

**Electrical U.S. Domestic and Asian**

**EQU 9861**

**Electrical Asian and European**

**EQU 9862**



## 2" CHROME MOUNTING PANELS

**Single Gauge**

**EQU 9821**

**Double Gauge**

**EQU 9822**

**Triple Gauge**

**EQU 9823**



## 2" CHROME TRIPLE GAUGE KIT

For oil, water and volt.

**EQU 7200**

# Air Brake Tubing & Air Brake Fittings

## NYLON AIR BRAKE TUBING

- Conforms to SAE J844 specifications; meets D.O.T. FMVSS 106
- Use with Gates air brake fittings for nylon tubing
- Use with Gates Surelok™ air brake fittings
- Available in six colors



COLOR \ O.D.	1/8"x100'	3/16"x100'	1/4"x100'	5/16"x100'	3/8"x100'	1/2"x100'	5/8"x50'
Black	<b>GAT H30002-02</b>	<b>GAT H30002-03</b>	<b>GAT H30002-04</b>	<b>GAT H30002-05</b>	<b>GAT H30002-06</b>	<b>GAT H30002-08</b>	<b>GAT H30003-10</b>
Green			<b>GAT H30042-04</b>		<b>GAT H30042-06</b>	<b>GAT H30042-08</b>	<b>GAT H30043-10</b>
Red			<b>GAT H30052-04</b>		<b>GAT H30052-06</b>	<b>GAT H30052-08</b>	<b>GAT H30053-10</b>
Blue			<b>GAT H30062-04</b>		<b>GAT H30062-06</b>	<b>GAT H30062-08</b>	<b>GAT H30063-10</b>
Yellow			<b>GAT H30072-04</b>		<b>GAT H30072-06</b>	<b>GAT H30072-08</b>	<b>GAT H30073-10</b>
Orange			<b>GAT H30082-04</b>		<b>GAT H30082-06</b>	<b>GAT H30082-08</b>	<b>GAT H30083-10</b>

## AIR BRAKE FITTINGS FOR NYLON TUBING

- Designed for use with SAE J844 type A and B nylon tubing
- Meets DOT FMVSS571.106 air brake specifications
- Meets SAE J246 and SAE J1131



### Sleeve

- GAT G32050-0004** 1/4"  
**GAT G32050-0006** 3/8"  
**GAT G32050-0008** 1/2"  
**GAT G32050-0010** 5/8"  
**GAT G32050-0012** 3/4"




### Nut

- GAT G32060-0004** 1/4"  
**GAT G32060-0006** 3/8"  
**GAT G32060-0008** 1/2"  
**GAT G32060-0010** 5/8"  
**GAT G32060-0012** 3/4"



### Female Connector 90° Elbow

Item Number	Tube Size	Pipe Thread
<b>GAT G32154-0402</b>	1/4"	1/8"
<b>GAT G32154-0604</b>	3/8"	1/4"
<b>GAT G32154-0606</b>	3/8"	3/8"
<b>GAT G32154-0806</b>	1/2"	3/8"
<b>GAT G32154-0808</b>	3/8"	3/8"
<b>GAT G32154-1008</b>	1/2"	3/8"




### Insert

- GAT G32040-0004** 1/4"  
**GAT G32040-0006** 3/8"  
**GAT G32040-0008** 1/2"  
**GAT G32040-0010** 5/8"  
**GAT G32040-0012** 3/4"



### Union

- GAT G32400-0404** 1/4"  
**GAT G32400-0606** 3/8"  
**GAT G32400-0808** 1/2"  
**GAT G32400-1010** 5/8"  
**GAT G32400-1212** 3/4"




### Female Connectors

Item Number	Tube Size	Pipe Size
<b>GAT G32150-0402</b>	1/4"	1/8"
<b>GAT G32150-0404</b>	1/4"	1/4"
<b>GAT G32150-0602</b>	3/8"	1/8"
<b>GAT G32150-0604</b>	3/8"	1/4"
<b>GAT G32150-0606</b>	3/8"	3/8"
<b>GAT G32150-0806</b>	1/2"	3/8"
<b>GAT G32150-0808</b>	1/2"	1/2"
<b>GAT G32150-1006</b>	5/8"	3/8"
<b>GAT G32150-1008</b>	5/8"	1/2"



# Air Brake Fittings

## AIR BRAKE FITTINGS FOR NYLON TUBING



Male Branch Tee

Item Number	Tube Size	Pipe Thread
<b>GAT G32134-0402</b>	1/4"	1/8"
<b>GAT G32134-0404</b>	1/4"	1/4"
<b>GAT G32134-0604</b>	3/8"	1/4"
<b>GAT G32134-0606</b>	3/8"	3/8"
<b>GAT G32134-0806</b>	1/2"	3/8"
<b>GAT G32134-0808</b>	1/2"	1/2"
<b>GAT G32134-1008</b>	5/8"	3/8"

45° Elbow

Item Number	Tube Size	Pipe Thread
<b>GAT G32102-0402</b>	1/4"	1/8"
<b>GAT G32102-0404</b>	1/4"	1/4"
<b>GAT G32102-0604</b>	3/8"	1/4"
<b>GAT G32102-0606</b>	3/8"	3/8"
<b>GAT G32102-0608</b>	3/8"	1/2"
<b>GAT G32102-0806</b>	1/2"	3/8"
<b>GAT G32102-1008</b>	5/8"	1/2"



90° Male Elbow

Item Number	Tube Size	Pipe Thread
<b>GAT G32104-0402</b>	1/4"	1/8"
<b>GAT G32104-0404</b>	1/4"	1/4"
<b>GAT G32104-0406</b>	1/4"	3/8"
<b>GAT G32104-0602</b>	3/8"	1/8"
<b>GAT G32104-0604</b>	3/8"	1/4"
<b>GAT G32104-0606</b>	3/8"	3/8"
<b>GAT G32104-0608</b>	3/8"	1/2"
<b>GAT G32104-0804</b>	1/2"	1/4"
<b>GAT G32104-0806</b>	1/2"	3/8"
<b>GAT G32104-0808</b>	1/2"	1/2"
<b>GAT G32104-1006</b>	5/8"	3/8"
<b>GAT G32104-1008</b>	5/8"	1/2"
<b>GAT G32104-1212</b>	3/4"	3/4"



Male Connector

Item Number	Tube Size	Pipe Thread
<b>GAT G32100-0402</b>	1/4"	1/8"
<b>GAT G32100-0404</b>	1/4"	1/4"
<b>GAT G32100-0406</b>	1/4"	3/8"
<b>GAT G32100-0602</b>	3/8"	1/8"
<b>GAT G32100-0604</b>	3/8"	1/4"
<b>GAT G32100-0606</b>	3/8"	3/8"
<b>GAT G32100-0608</b>	3/8"	1/2"
<b>GAT G32100-0804</b>	1/2"	1/4"
<b>GAT G32100-0806</b>	1/2"	3/8"
<b>GAT G32100-0808</b>	1/2"	1/2"
<b>GAT G32100-1006</b>	5/8"	3/8"
<b>GAT G32100-1008</b>	5/8"	1/2"
<b>GAT G32100-1208</b>	3/4"	1/2"
<b>GAT G32100-1212</b>	3/4"	3/4"



Union Elbow

Item Number	Tube A	Tube B
<b>GAT G32404-0404</b>	1/4"	1/4"
<b>GAT G32404-0606</b>	3/8"	3/8"
<b>GAT G32404-0808</b>	1/2"	1/2"
<b>GAT G32404-1010</b>	5/8"	5/8"



Air Brake Bulkhead

Item Number	Tube A	Tube B
<b>GAT G32300-0404</b>	1/4"	1/4"
<b>GAT G32300-0606</b>	3/8"	3/8"
<b>GAT G32300-0808</b>	1/2"	1/2"



Union Tee

Item Number	Tube A	Tube B	Tube C
<b>GAT G32450-0404</b>	1/4"	1/4"	1/4"
<b>GAT G32450-0606</b>	3/8"	3/8"	3/8"
<b>GAT G32450-0808</b>	1/2"	1/2"	1/2"
<b>GAT G32450-1010</b>	5/8"	5/8"	5/8"



# Air Brake Fittings

## SURELOK™ AIR BRAKE FITTINGS

- Designed for use with SAE J844 nylon tubing
- DOT FMVSS571.106 compliant
- Fittings meet performance requirements as stated in SAE J1131

### Male Connectors

Item Number	Tube Size	Pipe Size
<b>GAT G31100-0202</b>	1/8"	1/8"
<b>GAT G31100-2501</b>	5/32"	1/16"
<b>GAT G31100-2502</b>	5/32"	1/8"
<b>GAT G31100-0402</b>	1/4"	1/8"
<b>GAT G31100-0404</b>	1/4"	1/4"
<b>GAT G31100-0406</b>	1/4"	3/8"
<b>GAT G31100-0602</b>	3/8"	1/8"
<b>GAT G31100-0604</b>	3/8"	1/4"
<b>GAT G31100-0606</b>	3/8"	3/8"
<b>GAT G31100-0608</b>	3/8"	1/2"
<b>GAT G31100-0804</b>	1/2"	1/4"
<b>GAT G31100-0806</b>	1/2"	3/8"
<b>GAT G31100-0808</b>	1/2"	1/2"
<b>GAT G31100-1006</b>	5/8"	3/8"
<b>GAT G31100-1008</b>	5/8"	1/2"
<b>GAT G31100-1208</b>	3/4"	1/2"
<b>GAT G31100-1212</b>	3/4"	3/4"



### 90° Male Swivel Elbows

Item Number	Tube Size	Pipe Size
<b>GAT G31124-2502</b>	5/32"	1/8"
<b>GAT G31124-0402</b>	1/4"	1/8"
<b>GAT G31124-0404</b>	1/4"	1/4"
<b>GAT G31124-0406</b>	1/4"	3/8"
<b>GAT G31124-0602</b>	3/8"	1/8"
<b>GAT G31124-0604</b>	3/8"	1/4"
<b>GAT G31124-0606</b>	3/8"	3/8"
<b>GAT G31124-0608</b>	3/8"	1/2"
<b>GAT G31124-0804</b>	1/2"	1/4"
<b>GAT G31124-0806</b>	1/2"	3/8"
<b>GAT G31124-0808</b>	1/2"	1/2"



### Union Tee

Item Number	Tube A	Tube B	Tube C
<b>GAT G31450-0202</b>	1/8"	1/8"	1/8"
<b>GAT G31450-0303</b>	3/16"	3/16"	3/16"
<b>GAT G31450-0404</b>	1/4"	1/4"	1/4"
<b>GAT G31450-0606</b>	3/8"	3/8"	3/8"
<b>GAT G31450-0808</b>	1/2"	1/2"	1/2"
<b>GAT G31450-1010</b>	5/8"	5/8"	5/8"
<b>GAT G31450-1212</b>	3/4"	3/4"	3/4"




### 45° Male Swivel Elbows

Item Number	Tube Size	Pipe Size
<b>GAT G31122-0402</b>	1/4"	1/8"
<b>GAT G31122-0404</b>	1/4"	1/4"



### Male Branch Swivel Tees

Item Number	Tube Size	Pipe Size
<b>GAT G31142-0404</b>	1/4"	1/4"
<b>GAT G31142-0604</b>	3/8"	1/4"
<b>GAT G31142-0606</b>	3/8"	3/8"
<b>GAT G31142-0806</b>	1/2"	3/8"



### 45° Male Pipe

Item Number	Tube Size	Pipe Size
<b>GAT G31102-0402</b>	1/4"	1/8"
<b>GAT G31102-0404</b>	1/4"	1/4"
<b>GAT G31102-0602</b>	3/8"	1/8"
<b>GAT G31102-0604</b>	3/8"	1/4"
<b>GAT G31102-0606</b>	3/8"	3/8"
<b>GAT G31102-0804</b>	1/2"	1/4"
<b>GAT G31102-0806</b>	1/2"	3/8"
<b>GAT G31102-0808</b>	1/2"	1/2"
<b>GAT G31102-1006</b>	5/8"	3/8"
<b>GAT G31102-1008</b>	5/8"	1/2"
<b>GAT G31102-1208</b>	3/4"	5/8"
<b>GAT G31102-1212</b>	3/4"	3/4"



### Full Unions

Item Number	Tube A	Tube B
<b>GAT G31400-0202</b>	1/8"	1/8"
<b>GAT G31400-2525</b>	5/32"	5/32"
<b>GAT G31400-0303</b>	3/16"	3/16"
<b>GAT G31400-0404</b>	1/4"	1/4"
<b>GAT G31400-0606</b>	3/8"	3/8"
<b>GAT G31400-0808</b>	1/2"	1/2"
<b>GAT G31400-1010</b>	5/8"	5/8"
<b>GAT G31400-1212</b>	3/4"	3/4"



### Bulkhead Unions

Item Number	Tube A	Tube B
<b>GAT G31300-0404</b>	1/4"	1/4"
<b>GAT G31300-0606</b>	3/8"	3/8"
<b>GAT G31300-0808</b>	1/2"	1/2"



# Air Brake Fittings

## SURELOK™ AIR BRAKE FITTING REPAIR KITS

Stop searching and save time with the Gates Surelock™ coupling repair kit assortments. Gates Surelok™ air brake repair kits include everything you need to quickly get back on the road again, including tubing, cutter, splicer and fittings. The kits consists of the most popular Surelok™, fittings organized by size, providing convenience for those quick air brake tubing repairs.



**In-Cab Air Line Repair Kit**  
• 25 pieces  
**GAT 85111**



**Air Brake Line Repair Kit**  
• 27 pieces  
**GAT 85112**



**Transmission Line Repair Kit**  
• 15 pieces  
• 3 - 2' hoses  
• 20 cable ties  
**GAT 85113**



**Nylon Tubing Repair Kit**  
• 19 pieces  
• 7 - 2' hoses  
• 2 - 1' hoses  
• 20 cable ties  
**GAT 85114**

## REUSABLE AIR COMPRESSOR DISCHARGE HOSE FITTINGS

- DOT compliant fittings meet SAE J246 requirements



### Female Swivel Fittings

Item Number	Hose O.D.	Thread
<b>TMI 19DF1010</b>	5/8"	7/8" - 14
<b>TMI 19DF1212</b>	3/4"	1-1/16" - 14



### Compression Fittings

Item Number	Hose O.D.	Thread
<b>TMI 19DC1010</b>	5/8"	13/16" - 18
<b>TMI 19DC1212</b>	3/4"	1" - 18

### 5/8" Straight Tubes

**TMI 19DS1010**

### 3/4" Straight Tubes

**TMI 19DS1212**



### Male Pipe Fitting

Item Number	Hose O.D.	Thread
<b>TMI 19DM0810</b>	5/8"	1/2" - 14



### 5/8" Fitting Sleeve

**TMI 19DCS10**



### 5/8" Fitting Nut

**TMI 19CN10**




## AIR COMPRESSOR DISCHARGE HOSE

- Stainless steel braided outer jacket
- Extruded inner Teflon® tube prevents carbon buildup

Item Number	I.D.	O.D.	Coil Length
<b>TMI HR14-10Q</b>	1/2"	.65"	25'
<b>TMI HR14-12Q</b>	5/8"	.79"	25'



# Air Brake Hose, Hose Assemblies & Connectors



## AB SERIES AIR BRAKE HOSE

- Four spiral construction meets SAE J1402 specifications
- Complies with DOT FMVSS 106 requirements

Item Number	Length	I.D.
<b>GAT 27240</b>	50'	3/8"
<b>GAT 27241</b>	50'	1/2"
<b>GAT 28760</b>	250'	3/8"
<b>GAT 28761</b>	250'	1/2"

## AIR BRAKE HOSE HANGER

**GAT 91180**



## AIR BRAKE HOSE ASSEMBLIES

- Manufactured with four spiral air brake hose, which meets SAE J1402 requirements
- One fixed end, one swiveled end

Length	3/8" I.D. Hose (3/8" Ends)	1/2" I.D. Hose (3/8" Ends)
18"	<b>GAT 27263</b>	<b>GAT 27252</b>
20"	<b>GAT 27264</b>	<b>GAT 27253</b>
24"	<b>GAT 27266</b>	<b>GAT 27254</b>
26"	<b>GAT 27267</b>	
28"	<b>GAT 27268</b>	<b>GAT 27255</b>
30"	<b>GAT 27269</b>	<b>GAT 27256</b>
32"	<b>GAT 27270</b>	<b>GAT 27257</b>
34"	<b>GAT 27271</b>	
36"		<b>GAT 27258</b>
42"	<b>GAT 27275</b>	<b>GAT 27259</b>
45"	<b>GAT 27277</b>	
48"	<b>GAT 27279</b>	<b>GAT 27360</b>
60"	<b>GAT 27281</b>	<b>GAT 27361</b>
72"		<b>GAT 27362</b>



## HOSE END KITS

- Consists of two reusable swivel ends and a hexwrench
- For 3/8" ID J1402 type A, AI and AII hose with a minimum of 3/4" OD

**TMI 70-31402** 3/8 NPTF

**TMI 70-31403** 1/2 NPTF



## REUSABLE HOSE FITTINGS

### Assembly with Spring Guard

Item Number	I.D. Hose Size	Pipe Thread
<b>GAT G33110-0604</b>	3/8"	1/4"
<b>GAT G33110-0606</b>	3/8"	3/8"
<b>GAT G33110-0608</b>	3/8"	1/2"
<b>GAT G33110-0806</b>	1/2"	3/8"
<b>GAT G33110-0808</b>	1/2"	1/2"



### Assembly without Spring Guard

Item Number	I.D. Hose Size	Pipe Thread
<b>GAT G33100-0604</b>	3/8"	1/4"
<b>GAT G33100-0606</b>	3/8"	3/8"
<b>GAT G33100-0608</b>	3/8"	1/2"
<b>GAT G33100-0806*</b>	1/2"	3/8"
<b>GAT G33100-0808</b>	1/2"	1/2"



### Ferrule

**GAT G33050-0006** 3/8"

**GAT G33050-0008** 1/2" Factory Direct

**FACTORY DIRECT**



### Nut

**GAT G33060-0006** 3/8"

**GAT G33060-0008** 1/2"



### Nut

For use with spring.

**GAT G33061-0006** 3/8"


**GAT G33061-0008** 1/2"



### Spring

**GAT G33112-0006** 3/8"

**GAT G33112-0008** 1/2"



### Hose Mender

**GAT G33400-0606** 3/8"

**GAT G33400-0808** 1/2"



### Swivel Type Fittings

Item Number	I.D. Hose Size	Pipe Thread
<b>GAT G33151-0604</b>	3/8"	1/4"
<b>GAT G33151-0606</b>	3/8"	3/8"
<b>GAT G33151-0806</b>	1/2"	3/8"



# Air Brake Hose Assemblies & Accessories

## COILED NYLON TUBING ASSEMBLY KITS

### Coiled Airline Sets

Includes 12' length, 6" lead, one red hose, one blue hose.

**TMI 17212**

Includes 15' length, 12" lead, one red hose, one blue hose.

**TMI 17215**

### 15' Emergency Assembly Only

**TMI 16215R** Red

### 15' Service Assembly Only

**TMI 16215B** Blue

### 15' Coiled Airline Set w/ 48" Lead

Includes 15' length, 48" and 12" leads, one red hose, one blue hose.

**TMI 17215-040**

### 15' Emergency Assembly Only with 48" Lead

**TMI 16215-40R** Red

### 15' Service Assembly Only with 48" Lead

**TMI 16215-40B** Blue



## HOSE AND CABLE SUPPORT ACCESSORIES

### Single Tender Kit

**TMI 9420-1** 16"

**TMI 9421-1** 25"



### Two 3/8" I.D. Hose Spacer

**TMI 940-5**



### Hose Holder Clamp Kit

**BBH GT5001**



### Hose Support Springs

**BBH GT5002** 1" O.D. x 13" Long

**BBH GT5004** 1" O.D. x 25" Long



### Two Hose Clamp

**TMI 940-22**



### Hose Support Accessories

Three function holder made of durable nylon. Stores one seven way electrical plug and two gladhands.

**TMI 9409**

Four-function holder made of durable nylon. Stores two electrical plugs and two gladhands.

**TMI 9409-2**



### 40" POGO STICK WITH TWO HOSE CLAMP

**TMI 9400G2**

## GLADHANDS

### Aluminum Gladhand

**BBH GT5330** Universal

**BBH GT5331** Emergency

**BBH GT5332** Service



### 37° Bracket Mount Gladhand

**BBH GT5327** Emergency

**BBH GT5317** Service

### Shutoff Gladhand

**BBH GT5338** Emergency

**BBH GT5339** Service

## GLADHAND LOCK

- This economical gladhand lock is very effective in preventing the unwanted connection of tractor trailers
- Great for protecting out-of-service units
- Each lock is supplied with two keys
- Not intended to be an effective anti-theft device

**TMI 1011LK**



## GLADHAND GRIP WITH HARDWARE

Includes one red and one blue.

**BBH GT5340**



## RUBBER GLADHAND SEALS

**BBH GT2599** Single Lip

**BBH GT2600** Double Lip

**GTM GT2604** Protector



## POLYURETHANE SEALS

### Small Face

**BBH GT2601** Red

**BBH GT2602** Blue

### Large Face

**GTM GT2606** Red

**GTM GT2607** Blue



## POLYURETHANE SEAL KIT

Small face combines GT2601 and GT2602

**BBH GT2605**



## SWIVEL GLADHAND BRACKET

**TMI 922BR**



## GLADHAND SEAL TOOL

**TMI 10111T**



## DUMMY GLADHANDS WITH STAINLESS STEEL CABLE

**BBH GT5345**



Lighting & Mirrors

Safety Products & Warning Devices

Tractor & Trailer Accessories

Battery & Electrical

Brake & Wheel End

Engine & Cooling Systems

Driveline, Suspension & Alignment

Agriculture & Snow Plow Parts

Hydraulic Equipment, Hose & Couplers

Oil & Chemicals

Tools & Equipment

# Air Dryers & Accessories

## AD-9 AIR DRYERS

AD-9 Assembly

**BBH 109685** Remanufactured

Desiccant Cartridge

**BBH 107794** Remanufactured

12 Volt Heater and Thermostat

**BBH 109578**

Purge Valve Kit

**BBH 5005037**

Purge Valve Assembly with 12 Volt Heater

**BBH 5004341** Remanufactured

Check Valve Assembly

**BBH 107800**

AD9 Wiring Harness

**BBH 109869**

## AD-4 AIR DRYERS

AD-4 Assembly

**BBH 065041** Remanufactured

Desiccant Cartridge

**BBH 104358CX** Remanufactured

Thermostat Kit

**BBH 102657**

Purge Valve Kit

**BBH 103818**

End Cover Kit

**BBH 103980**

Seal Kit

**BBH 103879**

## AD-SP AIR DRYERS

AD-SP Air Dryer Assembly

12 volt - 90 watt

**BBH 109991** Remanufactured

Desiccant Cartridge

**BBH R950011**

Turbo Cutoff Kit

**BBH 109993**

Purge Valve Kit

**BBH 109995**

Heater/Thermostat Kit

**BBH 109495**

## AD-IP AIR DRYERS

AD-IP Assembly

12 volt - 90 watt

**BBH 109477** Remanufactured

Desiccant Cartridge

**BBH 109493** Remanufactured

Purge Valve Kit

**BBH 800404**

Heater/Thermostat Kit

**BBH 109495**



# Air Dryers & Air Compressors

## AD-2 AIR DRYERS

**AD-2 Assembly**  
**BBH 286934** Remanufactured

**Desiccant Cartridge**  
**BBH 101900** Remanufactured

**End Cover**  
12 V.D.C. - 60 watt heater  
**BBH 286875** Remanufactured

**Thermostat Kit**  
**BBH 102657**

**Purge Valve Kit**  
**BBH 287053**

**Check Valve Kit**  
**BBH 287298**

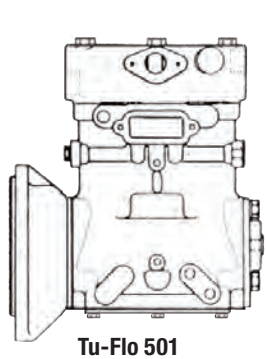
**Alcohol Evaporator**  
Alcohol Evaporator 1/2" NPTF ports. Holds 40 oz. of methyl alcohol.  
**BBH RBA72420**



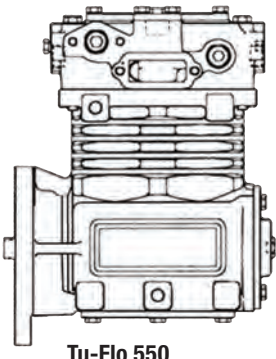
## AIR COMPRESSORS

Use identification nameplate to find correct compressor.  
Identify by:  
1. PC Number  
2. Serial Number

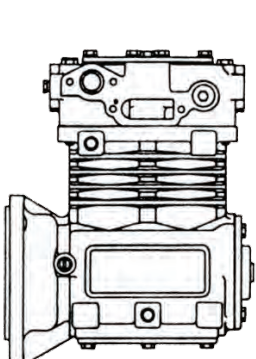
There are many different models of compressors. Check the Precision Rebuilder's catalog for a full listing.



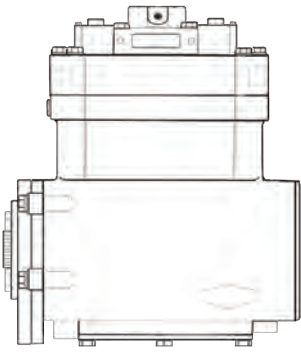
Tu-Flo 501



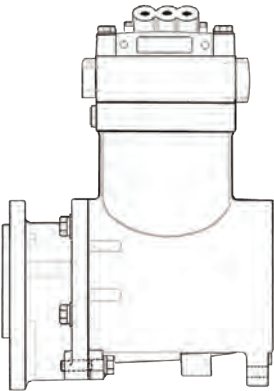
Tu-Flo 550



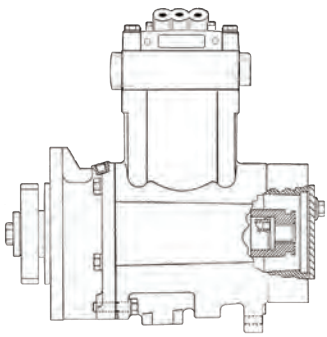
Tu-Flo 700



Tu-Flo 750



Cummins/Holset



# Air Brake Products

## D2 AIR GOVERNOR

Direct replacement for Bendix and Midland governors.  
Factory preset opening and closing pressures of 100-120 psi.

**BBH RB18530**

### Mounting Gasket

**BBH 236577**

## ST-4 SAFETY VALVE

- Used in conjunction with Tu-Flo 550 and 750 Compressors

Item Number	Pressure Setting	Thread
<b>BBH GTA131081</b>	250 psi	1/2 NPT

## AIR STRAINER REPLACEMENT FILTER

**WIX 42714**

## AIR TANK DRAIN PULL VALVE

- Valve with 5' cable

**BBH RB032082**

## AUTOMATIC DRAIN VALVE

**BBH 281923** *Remanufactured*

## AIR TANKS

- Meets SAE J10 and FMVSS DOT 121 for use in heavy-duty air brake systems
- Every tank is pressure tested for leak resistance, structural integrity and safety
- A unique, automated painting process applies a corrosion-resistant paint to both the inside and outside surfaces, providing long lasting protection

Item Number	Vol- ume Cubic Inch	Out- side Dia	Mtg. Hole Center	Length	A	B	C	D
<b>TMI 2000*</b>	1425	8"	32"	29"	3/4"	3/8"	1/4"	-
<b>TMI 2001*</b>	1488	9-1/2"	27-1/2"	22-1/2"	3/4"	3/8"	1/4"	-
<b>TMI 2001A*</b>	1488	9-1/2"	27-1/2"	22-1/2"	3/4"	3/8"	1/4"	3/4"
<b>TMI 2002*</b>	2800	12"	29-1/2"	27"	3/4"	3/8"	1/4"	-
<b>TMI 2002A*</b>	2800	12"	29-1/2"	27"	3/4"	3/8"	1/4"	3/4"

*\*Factory Direct*



## AIR CONTROL VALVES

### TW-3 Flipper Valve

**BBH 225892** *Remanufactured*

### TW-1

**BBH RB229635** *New*

### Flipper Valve Air Electric, Three Way

**TMI 91-8315**



## FOOT VALVES

### E-6 Dual Foot Valve

**BBH RB286171** *New*

### E-7 Dual Foot Valve

**BBH 286774** *Remanufactured*

### E-10 Dual Foot Valve

**BBH 101100** *Remanufactured*



## CHECK VALVES

Item Number	Description	Inlet	Outlet
<b>BBH RB23000</b>	SC-1 Single Check	1/2" Male	1/2" Female
<b>BBH GTA278614</b>	DC-4 Double Check	3/8" Female	3/8" Female
<b>BBH GTA278615</b>	DC-4 Double Check	1/4" Female	1/4" Female
<b>BBH 278598</b>	DC-4 Double Check	3/8" Female	3/8" Male

# Air Brake Products

## DASH VALVE KNOBS

**Red Octagonal Knob**  
PP Series

**BBH RB290655**

**Yellow Diamond Knob**  
PP Series

**BBH RB248433**

**Red Octagonal and Yellow Diamond Knob MV Series**

**BBH GTAM7102-K**



## DASH VALVES

**Dash Valve**

- 1/4" port

**BBH GTA20031**

**PP-1**

- Release pressure 20 lbs.
- 1/8" NPT

**BBH RB276566** *New*

- Release pressure 40 lbs.
- 1/8" NPT

**BBH RB276567** *New*

**PP-2**

**BBH 276462** *Remanufactured*

**PP-7 Trailer Supply**

**BBH GTA288239** *New*

**MV-2**

- 1/4" unthreaded mounting hole

**BBH RB101437** *New*

- 1/4" x 20 threaded mounting hole

**BBH 101890** *Remanufactured*

- 10" x 24 threaded mounting hole

**BBH 102027** *Remanufactured*

**Spool Assembly**

**BBH 101569** *Supply, Remanufactured*

**BBH 101570** *Parking, Remanufactured*  
Refer to Precision Rebuilder catalog for detailed schematics.

**MV-3**

- .27" unthreaded mounting hole

**BBH RB65157** *New*

- 1/4" x 20 threaded mounting hole

**BBH 800519** *Remanufactured*

- 1/4" x 20 threaded mounting hole

**BBH 800573** *Remanufactured*

Refer to Precision Rebuilder catalog for detailed schematics.

**Three Way Blade Toggle**


**TMI 91-8310** *Air Electric, 1/4" Blade*

**TMI 91-8313** *Air Only*

**Height/Lumbar Seat Valves**

Momentary, three position, three way valves adjust height in air spring suspension truck seats.

**TMI 91-8300**



## PROTECTION VALVES

**TP-3 Tractor Protection Valve**

- 1/2" port

**BBH RB279000** *New*

**PR-2 Pressure Protection Valve**

- Closing pressure 65 lbs.

**BBH 277147N** *New*

**PR-4 Pressure Protection Valve**

- 1/4" port

- Closing pressure 85 lbs.

**BBH 286500** *Remanufactured*

**Pressure Protection Valve**

- Factory set 65 psi


**BBH KN31000**

**Manifold/Tractor Protection Valve**

- 1/4" PT delivery

- 1/4" stoplight switch port

**BBH KN34110**



## QUICK RELEASE VALVES

**QRN**

- 3/8" delivery port

- 1/2" supply port

**BBH GTA065066** *New*

- 3/8" delivery port

- 3/8" supply port

**BBH GTA065067** *New*

**QR-1C**

- 3/8" delivery port

- 1/4" supply port

**BBH GTA289714** *New*

**QR-1**

- 1/4" delivery port

- 3/8" supply port

**BBH 229813CX** *Remanufactured*

- 1/4" delivery port

- 1/2" supply port

**BBH 229844CX** *Remanufactured*

- 3/8" delivery port

- 3/8" supply port

**BBH RB229859** *New*

- 3/8" delivery port

- 1/2" supply port

**BBH RB229860** *New*

**LQ-2 Limiting Release Valve**

- 3/8" delivery port

- 3/8" supply port

**BBH 229505CX** *Remanufactured*

**BP-R1, BOBTAIL BRAKE PROPORTIONING RELAY**

**4 PSI Crack Pressure**

**BBH GTA065145** *New*

**5.5 PSI Crack Pressure**

**BBH GTA065146** *New*





# Air Brake Products

## SEALCO RATIO RELAY VALVE

**BBH 110139** Remanufactured



## SEALCO SPRINGBRAKE CONTROL VALVE

- 1/2" x 1/2" ports

**BBH 110170** Remanufactured

- 1/2" x 3/8" ports

**BBH 110171** Remanufactured



## SEALCO RATIO EMERGENCY VALVE

- 3/8" port

**BBH 110205** Remanufactured



## SEALCO LOV-4

**BBH 110380** Remanufactured



## MIDLAND RELAY VALVE

- 4 port delivery

**BBH KN28080** Remanufactured



## RG-2 MIDLAND RELAY VALVE

- 2 port delivery
- 2-3/8" supply

**BBH RB28500** New

- 2 port delivery
- 1/2" and 3/8" supply

**BBH RB28510** New



## RELAY EMERGENCY VALVE

- 3/8" port

**BBH GTA30400** New



## SEALCO RELAY EMERGENCY VALVE

**BBH A1000** Remanufactured



## MIDLAND ANTI-COMPOUNDING RELAY VALVE

- 1/2", 1/8" and 1/4" ports


**BBH KN28071** Remanufactured



## RELAY VALVE

- 3/8" port

**BBH KN28060** Remanufactured



# Air Brake Products

## R-12 RELAY VALVE

- Vertical 1/2" port  
**BBH GTA102626** *New*
- Horizontal 3/4" port  
**BBH RB103009** *New*



## R-6 RELAY

- BBH RB279180** *New*



## RE-6 EMERGENCY RELAY VALVE

- 3/8" port  
**BBH RB281865** *New*




## R-7 MODULATING RELAY VALVE

- Pre-set w/o adjusting bolt  
**BBH 103081CX**



## R-8 RELAY VALVE

- BBH 286370CX** *Remanufactured*



## R-14 RELAY VALVE

- Horizontal delivery port  
**BBH 103010CX** *Remanufactured*
- Vertical delivery port  
**BBH 103028N** *New*  
**BBH 103028CX** *Remanufactured*



## FF-2 FULL FUNCTION VALVE

- 3/4" port  
**BBH GTA28600** *New*
- 1/2" port  
**BBH GTA28601** *New*



## MIDLAND RT-4 VALVES

- Trailer Spring  
**BBH RB26000** *New*
- Cover Rotated 180°  
**BBH KN26010** *Remanufactured*



Lighting & Mirrors

Safety Products & Warning Devices

Tractor & Trailer Accessories

Battery & Electrical

Brake & Wheel End

Engine & Cooling Systems

Driveline, Suspension & Alignment

Agriculture & Snow Plow Parts

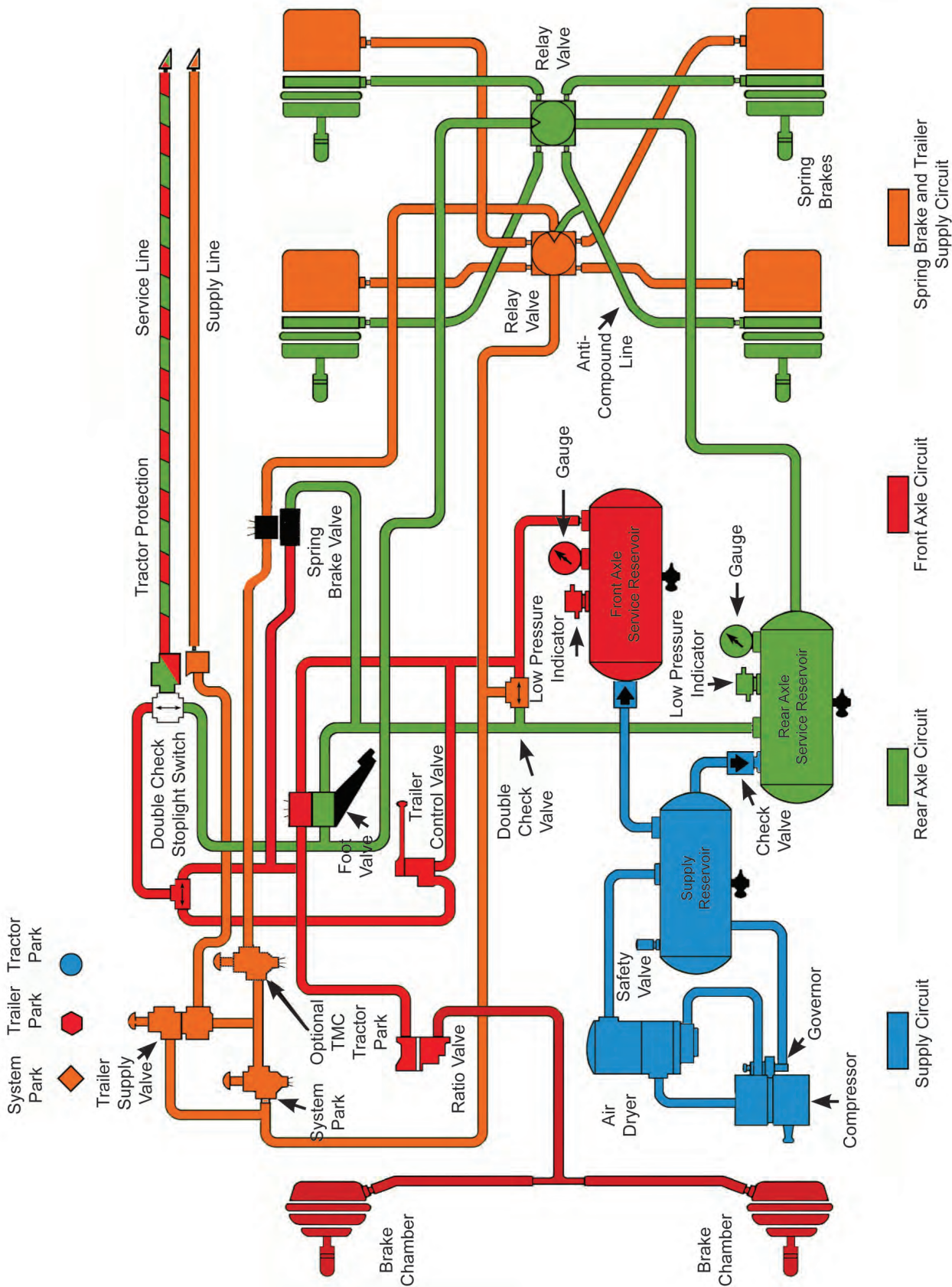
Hydraulic Equipment, Hose & Couplers

Oil & Chemicals

Tools & Equipment

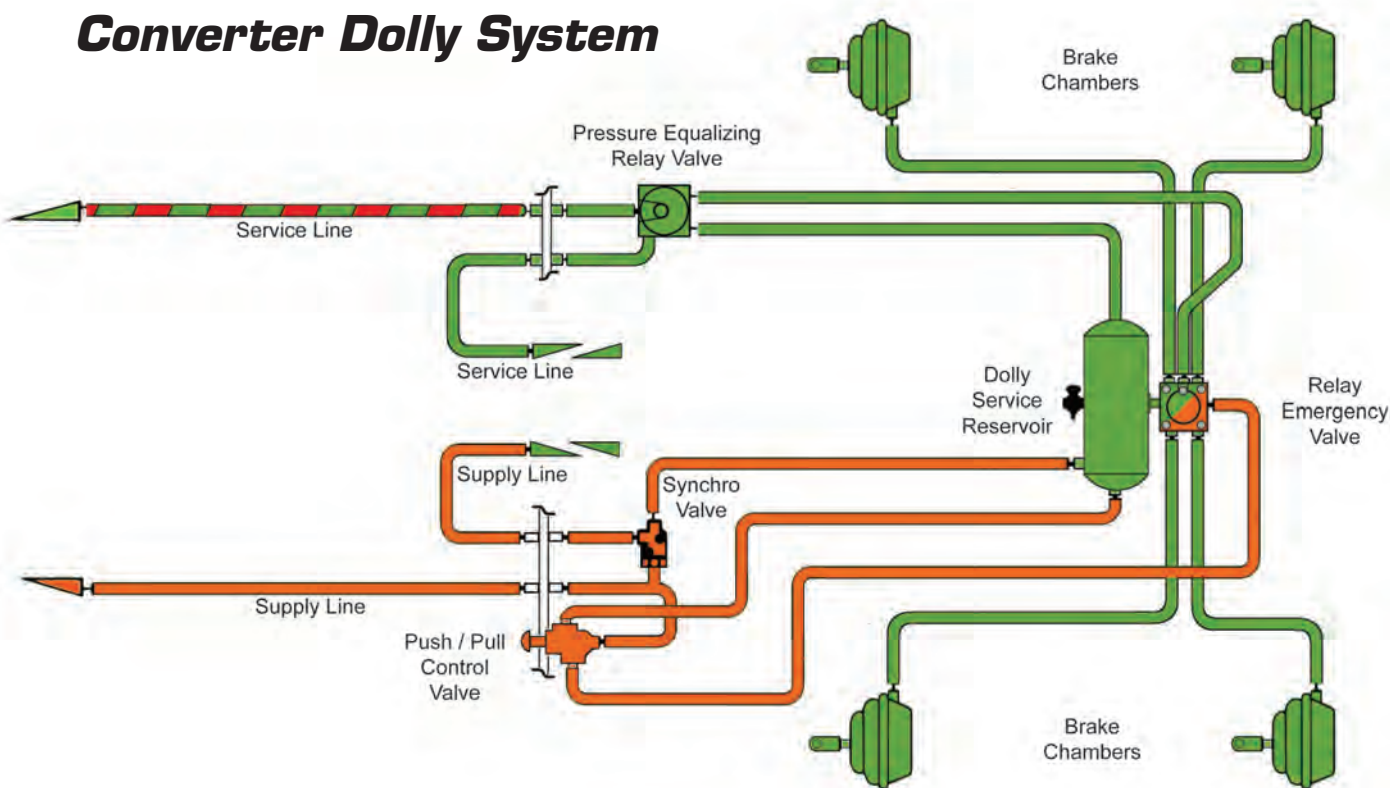
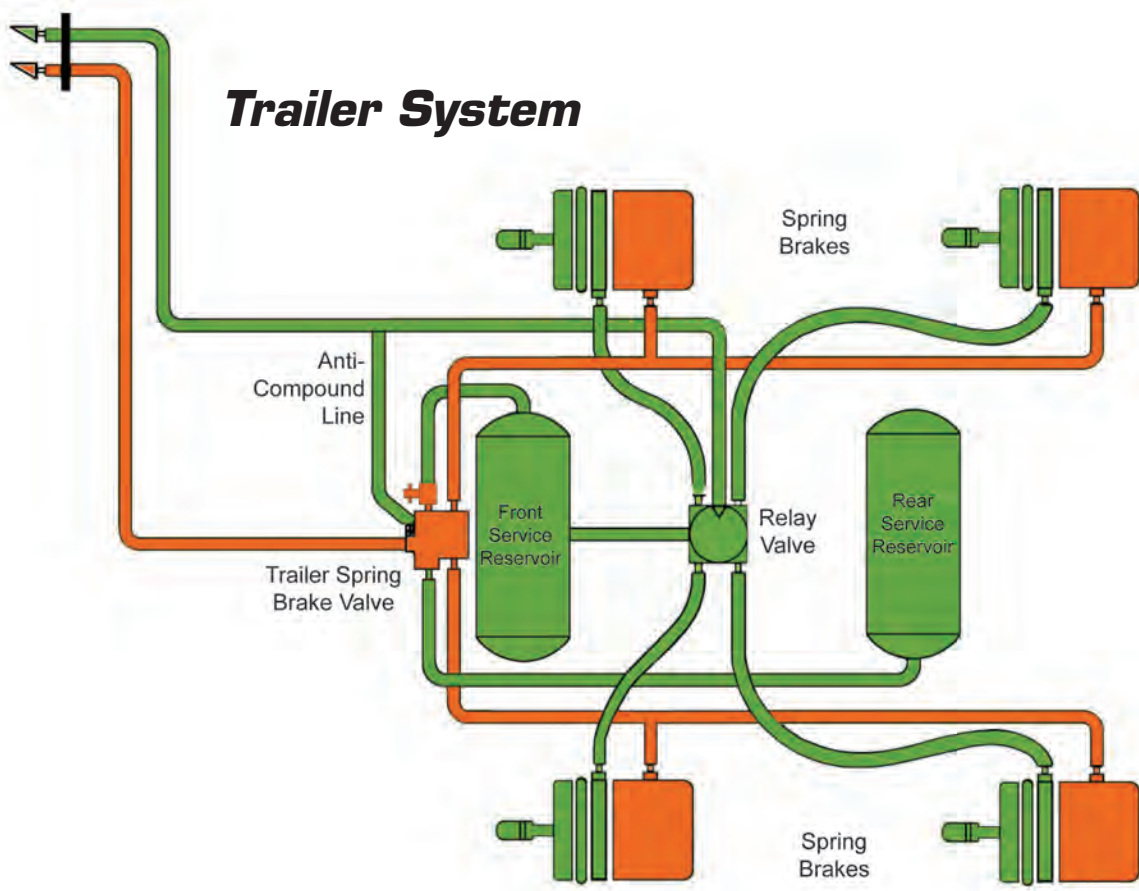
**Truck/Tractor System**

Brake & Wheel End





# Typical Air Systems Schematics



# Air Brake Products

## SPRING BRAKE VALVES

### SR-1

55 psi. Res. trip press.

**BBH 286364CX**

### SR-2

Trailer spring brake valve.

**BBH 102761** *Factory Direct*

## TC-2, TRAILER HAND CONTROL VALVE

**BBH 276270** *Remanufactured*

## TR-2 INVERSION VALVE

**BBH 277340** *Remanufactured*

## ST3 AIR TANK SAFETY VALVE

- 1/4" pipe thread
- 150 psi

**BBH RB284142**

## SOLENOID VALVE

- (2) 1/4" NPTF ports
- Operated electrically by a simple "on-off" switch
- The solenoid operates to deliver air through one port in the "on" position
- Vents the port to atmosphere in the "off" position
- Note that this unit must be mounted in an upright position as shown

**TMI 80-1000**

## STOP LIGHT SWITCHES

### SL-3

**BBH 226262** *Remanufactured*

### SL-4, 3/8"

**BBH 228687CX** *Remanufactured*

### SL-4, 1/4"

**BBH RB228600** *New*

### SL-5, 10/32"

**BWD S6061** *New*

## 1/4" LP-3 LOW AIR PRESSURE INDICATOR


**BBH 279416N** *Single Terminal*

**BBH GTA228750** *Double Terminal*

## BENDIX STYLE AUTOMATIC SLACK ADJUSTERS

Item Number	Spline Diameter	Spline Count	Arm Length
<b>BBH RB65167</b>	1-1/4"	24	5-1/2"
<b>BBH RB65170</b>	1-1/2"	10	5-1/2"
<b>BBH RB65172</b>	1-1/2"	10	6"
<b>BBH RB65174</b>	1-1/2"	28	5-1/2"
<b>BBH RB65175</b>	1-1/2"	28	6"
<b>BBH RB65176</b>	1-1/2"	28	6"
<b>BBH RB65177</b>	1-5/8"	37	6"

## SELECTING A SLACK ADJUSTER




1. Determine if straight or offset arm. If offset determine if RH or LH is needed.
2. Identify spline size (diameter and number of teeth).
3. Select model needed.
4. Determine the arm hole used (if slack contains more than one).
5. Identify bushing diameter.
6. Measure from center of arm hole used to center of splined hole to determine arm length (A, B, C).

## MANUAL STRAIGHT ARM SLACK ADJUSTERS WITHOUT CLEVIS

Item Number	Spline	Teeth	A	B	C
<b>BBH RB278302</b>	1-1/4"	10	5.5"	4.5"	-
<b>BBH RB278323</b>	1-1/2"	10	7.0"	6.0"	5.0"
<b>BBH RB288282</b>	1-1/2"	28	7.0"	6.0"	5.0"
<b>BBH RB278321</b>	1-1/2"	10	6.5"	5.5"	-
<b>BBH RB288753</b>	1-1/2"	28	6.5"	5.5"	-
<b>BBH RB283411</b>	1-5/8"	37	6.0"	-	-

## HALDEX STYLE AUTOMATIC SLACK ADJUSTERS

Item Number	Spline Diameter	Spline Count	Arm Length
<b>BBH RB10212*</b>	1-1/2"	28	6"
<b>BBH RB10216*</b>	1-1/2"	10	6"
<b>BBH RB10144*</b>	1-1/2"	28	6"
<b>BBH RB10211*</b>	1-1/2"	28	5-1/2"
<b>BBH RB10215*</b>	1-1/2"	10	5-1/2"
<b>BBH RB10141*</b>	1-1/2"	28	5-1/2"/6-1/2"
<b>BBH RB10143*</b>	1-1/2"	10	5-1/2"/6-1/2"
<b>BBH RB10142*</b>	1-1/2"	10	5"/6"
<b>BBH RB10140*</b>	1-1/2"	28	5"/6"



## BWP S-CAM BUSHINGS KITS

Item Number	Dayton-Bayco #	Euclid #
<b>BWP MK20</b>	08-133100	E-2090
<b>BWP MK64</b>	08-132111	E-2680
<b>BWP MK63</b>	08-136400	E-2696A
<b>BWP MK60</b>	08-136600	E-2494
<b>BWP MK16</b>	08-130600	E-2382
<b>BWP MK14</b>	08-130101	E-2088A
<b>BWP MK68</b>	08-136900	E-3446
<b>BWP MK81</b>	08-131800	E-3993P
<b>BWP MK78</b>	08-137500	E-5140



# Air Brake Products

## DRIVE AXLE CAMSHAFTS - MERITOR Q-PLUS

1-1/2" diameter, 28 spline, 16-1/2" brakes.

Item Number	Replaces	A	B	Cam Kit
		Underhead to Lock Ring Groove	Underhead to Bearing Surface Groove	
<b>BWP M3111R</b>	Meritor 2210-Z-7098	11-3/16"	1-3/4"	MK81
<b>BWP M3111L</b>	Meritor 2210-A-7099			
<b>BWP M3112R</b>	Meritor 2210-Z-6942	11-15/32"	1-3/4"	
<b>BWP M3112L</b>	Meritor 2210-A-6943			

## TRAILER CAMSHAFTS - DANA (SPICER) XTRALIFE

1-1/2" diameter, 28 spline, 16-1/2" XL brakes.

Item Number	Replaces	A	B	C	Cam Kit
		Underhead to Lock Ring Groove	Underhead to Bearing Surface Groove		
<b>BWP M3142R</b>	Dana M16WKR20-236	23-7/16"	1-5/8"	2-7/32"	MK91
<b>BWP M3142L</b>	Dana M16WKL20-236				
<b>BWP M3169R*</b>	Dana M16WKR20-242	24-1/8"	1-5/8"	2-7/32"	
<b>BWP M3169L*</b>	Dana M16WKL20-242				

## TRAILER CAMSHAFTS - MERITOR Q-PLUS


1-1/2" diameter, 28 spline, 16-1/2" brakes.

Item Number	Replaces	A	B	C	Cam Kit
		Underhead to Lock Ring Groove	Underhead to Bearing Surface Groove		
<b>BWP M3170R</b>	Meritor 2210-B-6866	17-5/16"	1-11/16"	2"	MK88 (Fabricated Spiders) MK89 (HD Metal Bushings)
<b>BWP M3170L</b>	Meritor 2210-C-6867				
<b>BWP M3172R</b>	Meritor 2210-D-6868	24-1/16"	1-11/16"	2"	
<b>BWP M3172L</b>	Meritor 2210-B-6869				

## TRAILER CAMSHAFTS - MULTIPLE APPLICATIONS

1-1/2" diameter, 10 spline, 16-1/2" brakes.

Item Number	Replaces	A	B	C	Cam Kit
		Underhead to Lock Ring Groove	Underhead to Bearing Surface Groove		
<b>BWP M562R</b>	Dana M16WK103-17, Dana M16WK111-5 Fruehauf 219317, Fruehauf 58044 Meritor 2210-M-2483, Meritor 2210-F-3594 Std. Forge 202100-20R Trailmobile 7-5-64	20-3/8"	2-7/32"	1-5/8"	1-5/8" Groove for Paymaster RL and RN Axles MK24 MK18 (Weld on Spiders) MK62 (Bolt on Spiders) MK14 (Meritor P)
<b>BWP M562L</b>	Dana M16WK102-17, Dana M16WK110-5 Fruehauf 219316, Fruehauf 58043 Meritor 2210-M-2484, Meritor 2210-F-3595 Std. Forge 202100-205L Trailmobile 7-5-63				
<b>BWP M744R</b>	Dana M16WK103-25, Dana M16WK111-9 Eaton F-1691-26 Meritor 2210-W-3117 Std. Forge 202100-263R	23-7/16"	2-7/32"	-	MK24 MK18 (Weld on Spiders) MK62 (Bolt on Spiders) MK14 (Meritor P)
<b>BWP M744L</b>	Dana M16WK102-25, Dana M-16WK111 Eaton F-1691-25 Meritor 2210-X-3118 Std. Forge 202100-236L				





# Brake Chambers

## COMPLETE SPRINGBRAKES

- 20/24  
BBH BTS2024
- 24/24  
BBH BTS2424
- 24/30  
BBH BTS2430
- 30/30  
BBH BTS3030
- 30/30 Long Stroke  
BBH BTS3030LS
- 30/30 Long Rod  
BBH BTS3030X
- 30/36  
BBH BTS3036
- 36/36  
BBH BTS3636



## PIGGYBACK KITS

Diaphragms and clamps included.

- Type 30 Kit  
BBH BPS3030K
- Long Stroke Kit  
BBH BPS3030KLS



## BRAKE CHAMBERS

- Type 12  
BBH BSC12
- Type 16  
BBH BSC16
- Type 20  
BBH BSC20
- Type 24  
BBH BSC24
- Type 30  
BBH BSC30
- Type 36  
BBH BSC36



## TRUCK BRAKE CAGE BOLT SOCKET

Extra deep 3/4" socket loosens the cage bolt to unlock air brakes on trucks. Also removes the air brake booster for replacement. Use with a 1/2" drive on 5/8" hex. Can be used with an impact wrench.

LIS 49000

## CAGING TOOL

BBH RB008



Diameter  
(A)

## BRAKE CHAMBER DIAPHRAGMS

Item Number	Type	A Diameter
BBH RB-D09	Type 9	5"
BBH RB-D12	Type 12	5-11/32"
BBH RB-D16	Type 16	5-19/32"
BBH RB-D20	Type 20	6-11/64"
BBH RB-D24	Type 24	7"
BBH RB-D30	Type 30	7-7/8"
BBH RB-D303	Type 30 Long Stroke	
BBH RB-D36	Type 36	8-11/16"

## 2 PIN CLEVIS BBH RB8420KT



## CLEVIS ASSEMBLIES

Item Number	Pin Dia.	Thread
BBH RB30CL1/2	1/2"	1/2-20"
BBH RB30CL	1/2"	5/8-18"
BBH RB30CL5/8	5/8"	5/8-18"



## BRAKE CHAMBER DUST CAP BBH RB30DC

## BRAKE CHAMBER KITS

Includes clamp, nuts and two carriage bolts.

- Type 30  
BBH RB053
- Type 24  
BBH RB016



# Hardware Kits & Drums

## KIC BRAKE DRUM SPECIFICATIONS CHART

Item Number	Brake Surface Diameter	Brake Surface Width	Overall Depth	Hub Pilot Diameter	Bolt Circle Diameter	No. of Bolt Holes	Bolt Hole Diameter
KIC 52511-01	12.25	8	9.04	7	8.25	6	0.66
KIC 52743-11	12.25	7.89	8.88	8.5	10	3 & 6	0.69
KIC 53039-01	12.25	8.31	10.47	7.13	8.75	10	0.81
KIC 54201-108	15	4.78	8.86	8.78	11.25	10	1.28
KIC 54211-01	15	4.41	7.84	8.66	11.25	10	1.28
KIC 54214-018	15	5.5	9.22	8.78	11.25	10	1.28
KIC 54241-018	15	4.84	8.84	9	11.25	10	1.28
KIC 51952-11	16.5	7.3	8.13	11	12.75	5 & 6	0.64
KIC 51961-10	16.5	7.5	8.44	11	12.5	5 & 6	0.66
KIC 52020-01	16.5	7.63	9.5	9.44	11.25	10	0.83
KIC 52120-12	16.5	7.44	8.44	11.25	12.75	5 & 6	0.78
KIC 52230-10	16.5	7.5	8.39	9.44	11	5 & 6	0.78 & 0.66
KIC 52327-10	16.5	7.5	8.75	9.5	11.25	10	0.81
KIC 54264-01	16.5	7.38	8.25	11.25	12.75	5 & 6	0.66
KIC 52705-308	16.5	7.82	10.61	9	11.25	10	0.81
KIC 52877-11	16.5	7.52	10.75	9.44	11.25	10	0.81
KIC 52878-01	16.5	7.51	10.44	8.53	11.25	10	0.81
KIC 52890-13	16.5	7.63	8.75	10.5	12.75	5 & 6	0.78
KIC 53026-01	16.5	7.81	10.63	8.53	11.25	10	0.81
KIC 54202-01	16.5	7.36	10.3	8.78	11.25	10	1
KIC 54209-018	16.5	7.44	10.31	9	11.25	10	0.87
KIC 54213-018	16.5	7.4	11.18	8.78	11.25	10	1
KIC 54216-01	16.5	5.47	8.1	8.78	11.25	10	1.28
KIC 54249-01	16.5	7.49	8.74	9.5	11.25	5 & 6	0.82 & 0.65
KIC 54261-018	16.5	7.6	10.59	8.78	11.25	10	1
KIC 54264-01	16.5	7.19	8.19	14.25	12.75	5 & 6	0.78 & 0.66
KIC 60001-01	16.5	7.56	10.62	8.78	11.25	10	1

Refer to Fleetcross for heavy-duty brake drum interchange.

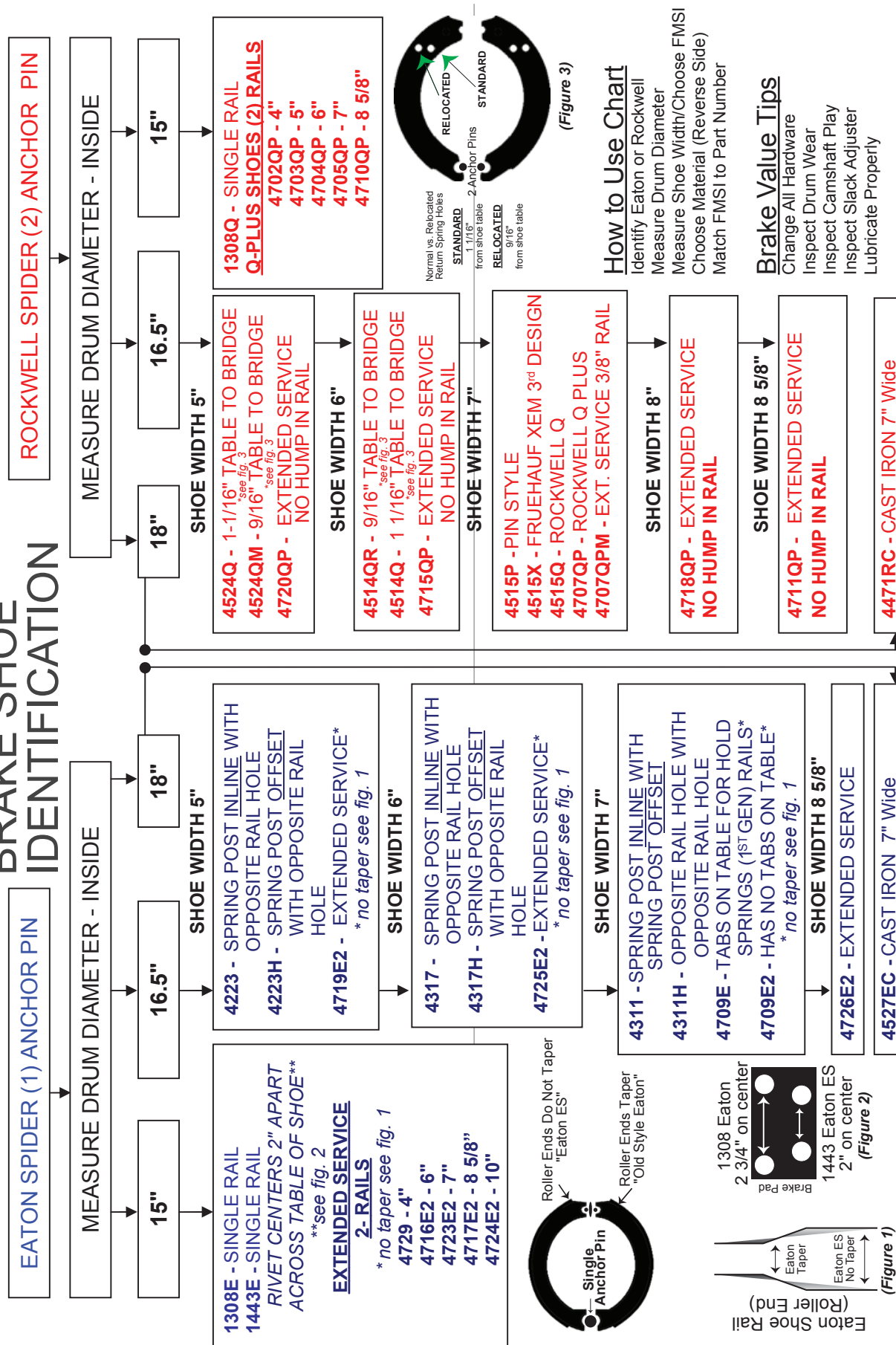
## BRAKE SHOE HARDWARE KITS

Item Number	Euclid#	Contains	Use With
BWP MK79	E3869	2 M-2724 Roller, 2 M-3355 Anchor Pin 1 M-3356 Return Spring 1 M-3357 Spring, 1 M-3358 Plate 2 M-3359 Washer, 2 M-2459 Lock Nut	Meritor (Rockwell) 15" Front Brake Shoes
BWP MK39	E2769S	2 M-1422 Anchor Pin, 2 M-596 Roller Pin 1 M-2732 H.D. Spring, 2 M-747 Bushing, 2 M-1433 Retainer, 2 M-1500 Spring Pin	Meritor (Rockwell Q) 16 1/2" Shoes
BWP MK72	E2769HD	2 M-1422 Anchor Pin, 2 M-2204 Roller Pin 1 M-2732 H.D. Spring, 2 M-747 Bushing, 2 M-1433 Retainer, 2 M-1500 Spring Pin	Meritor (Rockwell Q) 16 1/2" Shoes
BWP MK7	E1816HD	2 M-771 Anchor Pin, 2 M-596 Roller Pin 1 M-792 H.D. Spring, 1 M-747 Bushing 2 M-644 Retainer, 4 M-748 Washer 2 M-1500 Spring Pin, 4 M-1523 Lock Ring	Meritor/Dana 16 1/2" Universal Kit
BWP MK10	E1887ASHD	2 M-592 Roller, 2 M-612 Roller Pin 1 M-1014 H.D. Spring, 2 M-844 Spring	Eaton 4311 Shoes
BWP MK42	E3710S	2 M-2748 Anchor Pin, 2 M-596 Roller Pin 2 M-747 Bushing, 1 M-2732 H.D. Spring 2 M-1423 Spring, 2 M-1428 Retainer 1 M-1430 Cotter Pin, 2 M-1500 Spring Pin	Fruehauf/Propar XEM3 Shoes



# Brake Shoe Identification

## BRAKE SHOE IDENTIFICATION





# Heavy-Duty Brake Shoes

For the best value in the heavy-duty industry, turn to BrakeBest HD. Compare BrakeBest HD linings to any same-class competitive material and you'll see they deliver a longer brake lining life with excellent stopping power and drum compatibility.



## SF20 STANDARD 20

Meets industry OEM specifications and is a consistent, good performing value 20k GAWR friction material. It out performs every standard including wear and fade criteria.

GAWR 20,000 - FF Rated - A/L 165

Noise Level: Low, Lining Wear: Good, Drum Wear: Good

Item Number	FMSI/Group
<b>BBH SF4311E20</b>	4311E
<b>BBH SF4311E20</b>	4515Q
<b>BBH SF4515X20</b>	4515Q
<b>BBH SF4707QP20</b>	4515Q
<b>BBH SF4709F20</b>	4515Q
<b>BBH SF4709E20</b>	4515Q



## PF20 PREMIUM 20

Fleets prefer PF20 as their choice for multiple duty service, due to its exceptionally low wear rate and drum compatibility. It also exhibits quiet, positive stopping characteristics, without fade, through elevated temperatures.

GAWR 20,000 - FF Rated - A/L 165

Noise Level: Quieter, Lining Wear: Better, Drum Wear: Better

Item Number	FMSI/Group
<b>BBH PF1308E20</b>	1308E
<b>BBH PF1308Q20</b>	1308Q
<b>BBH PF1308T20</b>	1308T
<b>BBH PF1443E20</b>	1443ES
<b>BBH PF4311E20</b>	4311E
<b>BBH PF4515Q20</b>	4515Q
<b>BBH PF4515X20</b>	4515X
<b>BBH PF4524QR20</b>	4524QM
<b>BBH PF4702QP20</b>	4702QP
<b>BBH PF4707QP20</b>	4707QP
<b>BBH PF4709F20</b>	4709ES
<b>BBH PF4709E20</b>	4709E2
<b>BBH PF4711QP20</b>	4711QP
<b>BBH PF4715QP20</b>	4715QP



## SF23 STANDARD 23

Meets industry OEM specifications and is a consistent, heavy-duty good performing value 23k GAWR friction material. Fleets that presently use value lines will increase their mileage. Resistance to fade makes SF23 suited for long haul and general heavy-duty applications.

GAWR 23,000 - GF Rated - A/L 165

Noise Level: Low, Lining Wear: Good, Drum Wear: Good

Item Number	FMSI/Group
<b>BBH SF4515Q23</b>	4515Q
<b>BBH SF4515X23</b>	4515X
<b>BBH SF4707QP23</b>	4707QP
<b>BBH SF4709F23</b>	4709ES
<b>BBH SF4709E23</b>	4709E2



## PF23 PREMIUM 23

PF23 utilizes state of the art technology in the use of cohesive integrated fibers that are intermixed with brass particles. This ensures top notch performance without fade. It is by far the kindest formula on drums as it eliminates hot spots and heat cracks without noise.

GAWR 23,000 - FF Rated - A/L 165

Noise Level: Quietest, Lining Wear: Best, Drum Wear: Best

Item Number	FMSI/Group
<b>BBH PF4311E23</b>	4311E
<b>BBH PF4515Q23</b>	4515Q
<b>BBH PF4515X23</b>	4515X
<b>BBH PF4524QR20</b>	4524Q
<b>BBH PF4702QP23</b>	4702QP
<b>BBH PF4707QP23</b>	4707QP
<b>BBH PF4709F23</b>	4709ES
<b>BBH PF4709E23</b>	4709E2
<b>BBH PF4710QP23</b>	4710QP
<b>BBH PF4711QP23</b>	4711QP
<b>BBH PF4726E23</b>	4726E2

# Heavy-Duty Brake Shoe Kits

## HEAVY-DUTY BRAKE SHOE KITS

- Meets OE specifications
- 100% inspected for rust, elongated rivet holes, and roller and anchor wear
- 100% precision measured and gauged tables for trueness
- Super high density friction material
- Long strand friction technology
- Specially formulated Surecoat 250 coating to prevent rust jacking
- Lowers cost per mile



**Eaton 15" x 4" Steer Axle**  
20,000 lbs.  
**BBH PF1308E20** Premium



**Rockwell "T" - 15" x 4" Steer Axle**  
20,000 lbs.  
**BBH PF1308T20** Premium



**Eaton 15" x 4" Extended Service Steer Axle**  
20,000 lbs.  
**BBH PF1443E20** Premium



**Rockwell "Q" Plus 15" x 4" Steer Axle**  
20,000 lbs.  
**BBH PF4702QP20** Premium



**Rockwell "Q" 15" x 4" Steer Axle**  
20,000 lbs.  
**BBH PF1308Q20** Premium



**Mack Quick Change 16-1/2" x 5"**  
• Fits Mack Steer Axle  
20,000 lbs.  
**BBH PF4524QR20** Premium

Brake & Wheel End

# Heavy-Duty Brake Shoe Kits



## Rockwell "Q" Plus

20,000 lbs.

**BBH PF4711QP20** 16-1/2" x 8-5/8" Premium

**BBH PF4715QP20** 16-1/2" x 6" Premium

**BBH PF4720QP20** 16-1/2" x 5" Premium

23,000 lbs.

**BBH PF4710QP23** 15" x 8-5/8" Premium



## Rockwell "Q" 16-1/2" x 7"

20,000 lbs.

**BBH SF4515Q20** Standard

**BBH PF4515Q20** Premium

23,000 lbs.

**BBH SF4515Q23** Standard

**BBH PF4515Q23** Premium



## Rockwell "Q" Lowboy Trailer Shoe

20,000 lbs.

**BBH PF4670Q20** 12-1/4" x 7-1/2" Premium



## Rockwell "Q" Plus 16-1/2" x 7"

20,000 lbs.

**BBH SF4707QP20** Standard

**BBH PF4707QP20** Premium

23,000 lbs.

**BBH SF4707QP23** Standard

**BBH PF4707QP23** Premium



## Standard Forge/Spicer Lowboy Trailer Shoe

20,000 lbs.

**BBH PF4591SF20** 12-1/4" x 7-1/2" Premium



## Eaton 16-1/2" x 7"

20,000 lbs.

**BBH SF4311E20** Standard

**BBH PF4311E20** Premium

23,000 lbs.

**BBH PF4311E23** Premium



## Eaton Extended Service 16-1/2" x 7"

20,000 lbs.

**BBH SF4709E20** Standard

**BBH PF4709E20** Premium

23,000 lbs.

**BBH SF4709E23** Standard

**BBH PF4709E23** Premium



## Fruehauf "XEM" 3rd Design Quick Change 16-1/2" x 7"

20,000 lbs.

**BBH SF4515X20** Standard

**BBH PF4515X20** Premium

23,000 lbs.

**BBH SF4515X23** Standard

**BBH PF4515X23** Premium

Lighting &  
Mirrors

Safety Products &  
Warning Devices

Tractor & Trailer  
Accessories

Battery &  
Electrical

Brake &  
Wheel End

Engine &  
Cooling Systems

Driveline, Suspension  
& Alignment

Agriculture &  
Snow Plow Parts

Hydraulic Equipment,  
Hose & Couplers

Oil & Chemicals

Tools &  
Equipment



# Bearings & Seals



## NATIONAL BEARINGS

- Comprehensive coverage for commercial vehicle applications
- Matched bearing sets for better performance, longer-life and enhanced reliability

Item Number	Bearing Cup
BCA 3782	BCA 3720
BCA 594A	BCA 592A
BCA 580	BCA 572
BCA 25580	BCA 25520
BCA 39590	BCA 39520
BCA 47679	BCA 47620
BCA HM212047	BCA HM212011
BCA HM212049	BCA HM212011
BCA HM218248	BCA HM218210
BCA HM518445	BCA HM518410

## MASTERPRO BEARINGS

Item Number	Bearing Cup
MPB 3782	MPB 3720
MPB 594A	MPB 592A
MPB 580	MPB 572
MPB 25580	MPB 25520
MPB HM212047	MPB HM212011
MPB HM212049	MPB HM212011
MPB HM218248	MPB HM218210
MPB HM518445	MPB HM518410

Bearing cup in right column matches bearing listed in left column.



## MASTERPRO SEALS

Item Number	CR#	Stemco #
MPS 370001A	35066	308-0836
MPS 370003A	47697	309-0973
MPS 370023A	38747	309-0912
MPS 370025A	46305	307-0743
MPS 370031A	42672	309-0904
MPS 370036A	39425	307-0713
MPS 370048A	40139	308-0864
MPS 370065A	42622	307-0723



## NATIONAL SEALS

### 37 Series Advanced Design

- Dependable, abrasion resistant nitrile with spring-loaded main lip for positive sealing with reduced shaft interference
- Unitized construction provides greater structural integrity, easier installation and main lip protection
- Unique rubber I.D. and O.D. includes patented SURE-LOCK® ribs that prevent shaft leaks and bore contamination.

Item Number	CR#	Stemco #	Seal Driver Adapters*
NAT 370001A	35066	308-0836	NAT RD307
NAT 370003A	47697	309-0973	NAT RD305
NAT 370005A	48001	309-0960	NAT RD305
NAT 370023A	38747	309-0912	NAT RD309
NAT 370024A	28750	309-0915	NAT RD280
NAT 370025A	46305	307-0743	NAT RD306
NAT 370031A	42672	309-0904	NAT RD313
NAT 370033A	39988	382-8039	NAT RD328**
NAT 370036A	39425	307-0713	NAT RD308
NAT 370048A	40139	308-0864	NAT RD286
NAT 370065A	42622	307-0723	NAT RD310
NAT 370121A	48884	392-9062	NAT RD291/ RD289**
NAT 370124A	44922	308-0853	NAT RD311**

\*\*Use with National Adapter Handle NAT RD296.



### 38 Series Gold Teflon

- Proprietary PTFE compound endures extreme temperatures, compatible with mixed lubricants and has the lowest friction co-efficient of all seal materials
- Patented, lay-down bi-directional sealing lip provides a greater sealing surface especially during wheel end movement
- Triple barrier contamination system, provides the ultimate in dirt exclusion "Red" 37 Series

Item Number	CR#	Stemco #
NAT 380001A	35066	308-0836
NAT 380003A	47697	309-0973
NAT 380025A	46305	307-0743
NAT 380065A	42622	307-0723
NAT 380031A	42672	309-0904
NAT 380036A	39425	307-0713
NAT 380023A	38747	309-0912
NAT 380048A	40139	308-0864

# Wheel Studs & Nuts

## WHEEL END STUDS


### Spoke Wheel Rim Studs

Item Number	Dayton-Bayco #	Euclid #	Thread	Hex
<b>BWP M39</b>	DPB 13-6003	E4956A	3/4" - 10	2-13/16"
<b>BWP M38</b>	DPB 13-6002	E4958	5/8" - 11	2-3/4"



### Dayton Style Spoke Wheel Rim Nuts

Item Number	Dayton-Bayco #	Euclid #	Thread	Hex
<b>BWP M45</b>	DPB 13-8004	E4963	3/4" - 10	1-1/4"
<b>BWP M43</b>	DPB 13-8003	E4962	5/8" - 11	1-1/4"



### Rim Clamps

Item Number	Dayton-Bayco #	Euclid #	Desc.
<b>BWP M8</b>	DPB 13-4004	E-5040A	Clamp
<b>BWP M3</b>	DPB 14-4002	E05571A	Clamp
<b>BWP M4</b>	DPB 13-4006		Clamp



### Studs


Item Number	Dayton-Bayco #	Euclid #	Desc.
<b>BWP M80</b>	DPB 13-1144R	E4968R	Stud
<b>BWP M81</b>	DPB 13-1144L	E4968L	Stud
<b>BWP M2439</b>	DPB 13-1231L	E-5896L	Stud
<b>BWP M2438</b>	DPB 13-1231R	E-5896R	Stud



## WHEEL END NUTS

### Outer Nuts for Dual Mounted Wheels

Item Number	Dayton-Bayco #	Euclid #
<b>BWP M127</b>	DPB 13-3012L	E7977L
<b>BWP M126</b>	DPB 13-3012R	E7977R



Refer to BWP Air Brake Parts Catalog for complete listing and dimensions.

## WHEEL END NUTS

### Inner Nuts for Steel Inner and Outer Wheels

Item Number	Dayton-Bayco #	Euclid #	Other Thread	Inner Thread	Length	Sq. Head
<b>BWP M129</b>	DPB 13-3005L	E7895L	L/H	1-1/8" - 16	3/4" - 16	2-1/8"
<b>BWP M128</b>	DPB 13-3005R	E7895R	R/H			13/16"



### Extra Length Inner Nuts

Item Number	Dayton-Bayco #	Euclid #	Other Thread	Inner Thread	Length	Sq. Head
<b>BWP M131</b>	DPB 13-3028L	E7896L	L/H	1-1/8" - 16	3/4" - 16	2-9/16"
<b>BWP M130</b>	DPB 13-3028R	E7896R	R/H			13/16"



### Extra Length Inner Nuts for Aluminum Wheels

Item Number	Dayton-Bayco #	Euclid #	Other Thread	Inner Thread	Length	Sq. Head
<b>BWP M2401</b>	DPB 13-3026L	E7988L	L/H	1-1/8" - 16	3/4" - 16	2-15/16"
<b>BWP M2400</b>	DPB 13-3026L	E7988R	R/H			13/16"



### 10 Hole Alcoa

Item Number	Dayton-Bayco #	Euclid #	Thread	Hex
<b>BWP M3979</b>	DPB 13-3057	E9020	M22 x 1.5	33mm




### 10 Hole Budd

Item Number	Dayton-Bayco #	Euclid #	Thread	Hex
<b>BWP M3203</b>	DPB 13-3052	E6000	M22 x 1.5	33mm



### Drive Flange Wedges - Cones

Item Number	A	B	C
<b>BWP M983</b>	7/16"	13/16"	11/32"
<b>BWP M985</b>	1/2"	13/16"	13/32"
<b>BWP M987</b>	5/8"	1"	15/32"



# Hub Products

## HUB CAPS

**Clear Propar/Fruehauf  
Cap with O-Ring**  
**GTM GT4020**

**Aluminum 6 Hole  
Cap with Side Plug**  
**GTM GT4010**

**Aluminum 6 Hole Cap  
without Side Plug**  
**GTM GT4009**

**Standard  
Cap Plug**  
**GTM GT4001**

**Replacement  
Window Kit**  
**GTM GT4003**



## HUB CAP GASKETS

Item Number	Application	Circle	I.D.	O.D.
<b>GTM GT4006</b>	6 Holes	5-1/2"	4-3/4"	6-1/4"
<b>GTM GT4004</b>	Universal	5-1/2"	4-3/8"	6-3/8"
<b>GTM GT4021</b>	Popar/Fruehauf	5-1/2"	5-1/2"	6"

## TEMPERATURE SENSING HUB CAP BOLTS

- With the activation temperature set at 250° F, the TempBolt™ warns you before a failure occurs
- Can be used in any hub (tractor or trailer) that has a 5/16" diameter hub cap bolt

**BBH GT7600GLO**



## HUB CAPS

**6 Hole  
5-1/2" Bolt Circle**

**NAT HU009A** Stamped Steel Chrome Plated  
**NAT HWF009A** Windowed Cap with Side Fill  
**NAT HW009A** Windowed Cap

**6 Hole  
4-1/2" Bolt Circle**

**NAT HU024A** Stamped Steel Chrome

**Male Threaded  
Plastic Cap**

For Fruehauf / Propar.  
**NAT 340-975**

## Hub Cap Plugs

Used with H075,  
HW009A, HWF009A.

**NAT B299**

Used with HU Series.  
**NAT B300**



## AXILOK SPINDLE NUTS

Axilok was developed as a one piece wheel bearing nut to provide faster installation and improve efficiency. Axilok is simple to install; it provides an easy way to determine correct wheel endplay clearance and it "locks" that clearance securely at the wheel end. The result is longer bearing, wheel and tire life on major manufacturer's vehicles. Axilok is not to be used with new "Unitized" wheel ends that require aggressive torque that results in pre-load on the bearings.

Item Number	Size	Spindle Design	Pro Torque
<b>NAT AX123480</b>	3.48" - 12	Keyway	447-4723
<b>NAT AX162625</b>	2.625" - 16	Keyway	447-4743
<b>NAT AX121500</b>	1.5" - 12	"D" Flat	447-4836
<b>NAT AX181500</b>	11.50" - 12	Keyway	447-4837
<b>NAT AX123250</b>	3.25" - 12	Keyway	447-4973



## AXLE NUTS AND LOCKS

Item Number	Description	Thread Size	Across Flats	Height	Application
<b>BWP M846</b>	w/ Dowel Pin	2-3/8"-16	3-13/16"	3/8"	Rockwell RN, TN TKN
<b>BWP M684</b>	w/o Dowel Pin	2-5/8"-16	3-1/4"	3/8"	Dana, Eaton, Rockwell, Standard Forge, 17,000 & 18,000
<b>BWP M1992</b>	w/o Dowel Pin	3-1/4"-12	4-1/8"	1/2"	Eaton 44, 440P, 480P
<b>BWP M1050</b>	Castle Style	3-1/2"-12	4-13/16"	1-1/8"	Fruehauf Propar
<b>BWP M1984</b>	Nut w/ Seal	2-5/8"-12	3-3/8"	1"	Eaton 32M, 34M, 17800, 17801
<b>BWP M839</b>	Lock Washer	2-13/32"	3-13/16"	1/4"	Rockwell
<b>BWP M683</b>	Lock Washer	2-41/64"	3-15/16"	1/4"	Rockwell



# Hydraulic Brake Parts



## BRAKE PADS AND REMANUFACTURED CALIPERS

Brake Best Pad	Bendix Pad	Performance Friction	A1 Reman. Caliper	Bendix Caliper Ref. #	Cast/OEM Caliper
<b>BB MKD184</b>	<b>BEN MKD184FE</b>	<b>PFC 0184.20</b>	<b>A1 18-8001</b>	55314	4151733
<b>BB MKD224</b>	<b>BEN MKD224FE</b>	<b>PFC 0224.20</b>	<b>A1 18-8004</b>	55251	2.5" DAYTON
<b>BB MKD225</b>	<b>BEN MKD225FE</b>	<b>PFC 0225.20</b>	<b>A1 18-8000</b>	55250	4150844
<b>BB MKD236</b>	<b>BEN MKD236FE</b>	<b>PFC 0236.20</b>	<b>A1 18-8005</b>	55252	2.88" DAYTON



## PIN SLIDE™ DISC BRAKES AND REMANUFACTURED CALIPERS

Brake Best Pad	Bendix Pad	Performance Friction	A1 Reman. Caliper	Bendix Caliper Ref. #	Cast/OEM Caliper	Piston Diameter
<b>BB MKD786</b>	<b>BEN MKD786</b>	<b>PFC 0786.20</b>	<b>A1 18-8056</b>	55849	2501839C91	66mm
<b>BB MKD786A</b>	<b>BEN MKD786A</b>	<b>PFC 0786.21</b>	<b>A1 18-8058</b>	55850	2501838C91	73mm



## POPULAR ROTORS FOR SCHOOL BUSES AND TRUCKS

Rotor #	Bendix#	Euclid #	Style	Brk. Surface Outside Diameter	Width	Overall Length	Pilot Diameter	Bolt Circle Diameter	Bolt Holes No.
<b>BBR 8514RGS</b>	141269	E-4227	Ford 6 Hole Hat Type	14.76	1.34	3.81	5.00	7.25	6
<b>BBR 8516RGS</b>	141270	E-4228	Ford 6 Hole V-Type	15.39	1.53	4.75	9.25	11.25	6
<b>BBR 8512RGS</b>	141271	E-4229	GMC 5 Hole Hat Type	14.76	1.34	3.81	5.00	6.75	5
<b>BBR 8510RGS</b>	141584	E-4230	Navistar 10 Hole Hat Type	15.00	1.43	4.44	**	7.25	10
<b>BBR 8523RGS</b>	141475	E6115	International 6 Hole Hat Type	15.00	1.43	3.50	5.40	6.75	5
<b>BBR 8521RGS</b>	141476	NA	International 5 Hole Hat Type	15.00	1.43	3.51	5.40	6.75	5

# Hydraulic Brake Parts



**LUCAS GIRLING PARKING BRAKE CHAMBER**  
**BBH 101H**




**NEW LUCAS GIRLING WHEEL CYLINDERS**

Item Number	Bore Size	Description
<b>BHH WC37730</b>	1-3/4"	Left Forward
<b>BHH WC37729</b>	1-3/4"	Right Forward
<b>BHH WC37812</b>	1-3/4"	Left Rear
<b>BHH WC37811</b>	1-3/4"	Right Rear



**RESIDUAL CHECK VALVE**  
**BBH RC01**



**RELINED LUCAS GIRLING SHOES**

Set of 4.  
**BB 542** 15" x 5"  
**BB 543** 15" x 6"  
**BB 544** 15" x 7"



**LUCAS GIRLING BACKING PLATE ASSEMBLIES\***

**BBH 203251R** RH for 5" shoe  
**BBH 203252R** LH for 5" shoe  
**BBH 203261R** RH for 6" & 7" shoes  
**BBH 203262R** LH for 6" & 7" shoes


*\* With return springs. Shoes sold separately.*



**PARKING BRAKE SHOES**

Item Number	Size	Description
<b>WAG ANA647</b>	9" x 3"	GMC, Navistar, Ford

# Hydraulic Brake Parts



## DELCO DUAL POWER

Hydraulic Booster Assembly

**A1 52-9900** GM/IHC

Vacuum Booster Assembly

**A1 54-79900** GM




## DELCO HY-POWER

Power Brake

**A1 52-9902** GM

Replacement Pump Motor

**BBH 18006974** Factory Direct



## DUAL HYDROMAX POWER BRAKE

'80 - '92 Ford  
Medium-Duty Truck


**A1 52-9803**

'84 - '98 Ford Truck


**A1 52-9807**

Replacement  
Pump and Motor

**BBH 2771320**



Early Design



Late Design

## ZF PARKING BRAKE ASSEMBLIES

Driveline Parking Brake for F250, F350 & F450

- Located between transmission and driveshaft
- Speedometer cable attachment hole will have a worm gear if the unit is manual or unit will have a blank hole if it is electronic

### Early Design

**BBH 6051-001-035** Electronic

**BBH 6051-001-036** Manual

### Late Design

**BBH 6051-001-041** Electronic

**BBH 6051-001-042** Manual



## LEVER LOCK

Designed to supplement a vehicle's standard parking brake by utilizing the hydraulic service brakes. Lever locks are manually operated one-way check valves which lock fluid under pressure in the selected brakes. Hand operation leaves the operator's feet free for clutch and throttle pedal operation. Includes a low pressure warning switch. 3/16" x 1/4" brake fluid fittings.

**MIC 02-640-125**



# Brake & Wheel End Tools

## S-CAM AIR BRAKE SPRING TOOL

Replacing brake shoes on heavy-duty tractors and trailers is now a snap; tool eliminates unsafe methods, grip wrenches, pry bars, or screwdrivers to unhook and reconnect the two "Q" brake shoe retaining springs. Unique design lets you use it as a lever against the axle to separate the spring loop from the brake shoe. Makes jobs easier with very little effort.

**OTC 5081**

## SLACK CHECK

For fast, accurate brake adjustment checks on all class 7 and 8 trucks and trailers with S-cam brake systems having either manual or automatic slack adjusters.

**OTC 5052**

## AUTOMATIC SLACK ADJUSTER RELEASE TOOL AND WRENCH SET

- Fork-end tool to release the tensioner button, and a 5/16" double square offset reversible wrench with E-Z grip handle
- Release the anti-reverse mechanism without prying

**KAS 4651**

## SLACK ADJUSTER WRENCHES

**7/16" Haldex**  
**KAS 7578**

**9/16" Bendix**  
**KAS 8569**

## HEAVY-DUTY BRAKE SPRING PLIERS

Saves time and effort when removing and installing return springs on the brake shoes of heavy-duty vehicles. These specially designed pliers work for hydraulic wedge-type and "S" cam air brakes. Its 26-1/4" length gives you the leverage to do the job more easily, and the huge jaw opening accommodates even the widest brake shoes.

**OTC 7069A**

## LUCAS GIRLING REAR BRAKE ADJUSTING TOOL

If you're working on a lot of medium-duty hydraulic brake systems, you need our adjusting tool. It enables you to easily adjust Lucas Girling hydraulic brake systems, popular in Ford F700, F800 and F900 series. The tool's offset design and extra handle length get the job done quickly.

**OTC 5072**

## LUCAS GIRLING BRAKE SPRING TOOL

Here's a tool to remove and install the return springs in Lucas Girling hydraulic brake systems. This tool's machined tip cradles the return spring securely, and its sliding fulcrum gives you all the leverage needed to do the job. A knurled handle helps prevent slipping.

**OTC 7462** *Factory Direct*

## AXLE-STUD CONE PLIERS

Now you can easily remove the tapered cone from studs used on the rear axles of medium and heavy-duty trucks. This specifically designed tool gives you the leverage needed to expand the cone and remove it from the stud for axle removal.

**OTC 7077**

## SURELOK™ QUICK-RELEASE PLIERS FOR PLASTIC AIR LINES

Specifically designed to detach push-lock fittings, plus a whole lot more like vacuum lines, PCV valves, fuel filters, water overflow lines and wiper tubing. Available in two designs, angled for tight spaces, and vertical for easy to reach applications. Small pliers fit 1/8" to 3/8" applications, large pliers are designed for 3/8" to 5/8" lines.

**Small Angled Pliers**  
**GAT 91021**

**Large Angled Pliers**  
**GAT 91020**

**Small Vertical Pliers**  
**GAT 91023**

**Large Vertical Pliers**  
**GAT 91022**

**Plier Kit**

Includes all four above pliers.

**GAT 91017**

## AIR LINE DISCONNECT SET

Disconnects air systems on brakes, suspension, steering, engine, transmission and other auxiliary equipment. Set comes with four popular sizes: 5/16", 3/8", 1/2" and 5/8".

**LIS 42090**

## CAP NUT WRENCH

Wrenches hold outer cap nut on dual wheels while turning inner nut. Lip fits in hole to secure wrench in place.

**KEN 30609**

## NO MAR RIM GUARD

Protective cover prevents damage to chrome and aluminum rims and wheels when removing or replacing lug nuts. Imprinted with torque sequence number for proper torquing of disc wheels.

**KEN 30605**

## TRUCK WHEEL STUD INSTALLER

Installs most truck wheel studs in seconds. Fits truck wheel studs up to 22 mm (7/8") in diameter.

**LIS 28950**

## CHROME LUG NUT REMOVER

**SPP 83788**

# Brake & Wheel End Equipment

## BUDD WHEEL NUT IMPACT SOCKETS

- 1-1/2" hex, 13/16 square

**1" Drive**      **3/4" Drive**  
**MCH M783**    **MCH M782**

## BUDD WHEEL IMPACT SOCKET

- 1" drive size
- 33mm hex

**OTC 1948A**



## TRUCK WHEEL BEARING LOCK NUT SOCKETS

6-Point 3/4" square drive includes:

Item Number	Size
<b>OTC 1902</b>	2-3/8"
<b>OTC 1904</b>	2-9/16"
<b>OTC 1906</b>	3"
<b>OTC 1908</b>	3-1/4"
<b>OTC 1910</b>	3-1/2"
<b>OTC 1914</b>	4"
<b>OTC 1915</b>	4-1/8"
<b>OTC 1916</b>	4-3/8"

Item Number	Size
<b>OTC 1920</b>	2-1/4"
<b>OTC 1921</b>	2-1/2"
<b>OTC 1923</b>	2-3/4"



## TRUCK AND TRAILER WHEEL PAN

- Prevents oil mess during wheel repair
- Pan fits rims with 13-3/4" ID and larger
- Handle compartments hold hub nuts out of the oil
- Capacity 88 oz.

**LIS 19852**



## HEAVY-DUTY WHEEL STEP

- Tire-mounted wheel step provides quick, easy access to under hood components
- Fits heavy-duty vehicles (Class 7/8)
- 300 lbs. capacity
- Installs in seconds; adjusts to fit 22-1/2" to 24" wheel sizes
- Nonskid platform surface

**OTC 1734A**

## BACK BUDDY II

- Fast-motion ratcheting jack with 14" of vertical lift
- Tilting mechanism to achieve the exact angles
- Fold-down handle
- Onboard lube tray and toolbox
- An array of optional adapter sets capable of grabbing almost any truck hub assembly or brake drum inboard or outboard: sold separately

**OTC 5090**

## 5 & 6 Spoke Hub, 20" and 22" Wheel Adapter Set

**OTC 513925**

## 10-Stud Inboard Hubs, Studs 11.25" On Center Adapter Set

**OTC 513926**

*Other adapters available by special order.*



## WHEEL MATE

Internal ratcheting jack with 14" of vertical travel-almost 12" higher than conventional dollies. Design accommodates and securely holds almost any truck wheel, including wide-based singles, without restraining chains.

**OTC 5100**



## BRAKE DRUM DOLLY

Removes, installs and transports truck brake drums without physically having to lift them. Works on all the popular 15" and 16.5" drums found on most class 7 and 8 tractor and trailer brake systems. Heavy-gauge steel construction, 10" pneumatic tires and adjustable handle.

**OTC 5017A**



## HEAVY-DUTY CLEVER LEVER

- Heavy-duty construction capable of toting 300 pounds
- Onboard rollers that make stud hole alignment a snap
- Spring loaded kickstand for handy parking
- Rugged tubular steel construction
- Can accommodate tire diameters up to 36" to 48"

**OTC 5096A**



Lighting & Mirrors

Safety Products & Warning Devices

Tractor & Trailer Accessories

Battery & Electrical

Brake & Wheel End

Engine & Cooling Systems

Driveline, Suspension & Alignment

Agriculture & Snow Plow Parts

Hydraulic Equipment, Hose & Couplers

Oil & Chemicals

Tools & Equipment

# Hoses & Hose Clamps

## GREEN STRIPE® COOLANT STICK HOSE

- Designed for demanding heavy-duty coolant/air applications
- Engineered to resist electro-chemical degradation
- EPDM tube and cover
- Long life in heavy-duty applications
- Two-ply reinforcement maximizes flexibility and strength
- Exceeds SAE specification



Item Number	Length	I.D.	Item Number	Length	I.D.
<b>GAT 24212</b>	3'	3/4"	<b>GAT 24236</b>	3'	2-1/4"
<b>GAT 24214</b>	3'	7/8"	<b>GAT 24238</b>	3'	2-3/8"
<b>GAT 24216</b>	3'	1"	<b>GAT 24240</b>	3'	2-1/2"
<b>GAT 24218</b>	3'	1-1/8"	<b>GAT 24242</b>	3'	2-5/8"
<b>GAT 24220</b>	3'	1-1/4"	<b>GAT 24244</b>	3'	2-3/4"
<b>GAT 24222</b>	3'	1-3/8"	<b>GAT 24246</b>	3'	2-7/8"
<b>GAT 24224</b>	3'	1-1/2"	<b>GAT 24248</b>	3'	3"
<b>GAT 24226</b>	3'	1-5/8"	<b>GAT 24252</b>	3'	3-1/4"
<b>GAT 24228</b>	3'	1-3/4"	<b>GAT 24256</b>	3'	3-1/2"
<b>GAT 24230</b>	3'	1-7/8"	<b>GAT 24260</b>	3'	3-3/4"
<b>GAT 24232</b>	3'	2"	<b>GAT 24264</b>	3'	4"
<b>GAT 24234</b>	3'	2-1/8"	<b>GAT 24272</b>	3'	4-1/2"

## GREEN STRIPE® 4-PLY COOLANT HOSE


- For severe operating conditions
- Neoprene cover
- Superior oil and abrasion resistance
- Heavy wall construction
- Four-ply construction
- Higher working pressures



Item Number	Length	I.D.	Item Number	Length	I.D.
<b>GAT 24438</b>	3'	2-3/8"	<b>GAT 24444</b>	3'	2-3/4"
<b>GAT 24440</b>	3'	2-1/2"	<b>GAT 24448</b>	3'	3"
<b>GAT 24442</b>	3'	2-5/8"	<b>GAT 24480</b>	3'	5"

## DURION® SILICONE HOSE

- Silicone tube and cover
- Excellent high temperature resistance
- Resists weathering and ozone deterioration
- Exceeds SAE specs



### Coolant Stick Hose

Item Number	Length	I.D.	Item Number	Length	I.D.
<b>GAT 24812</b>	3'	3/4"	<b>GAT 24836</b>	3'	2-1/4"
<b>GAT 24814</b>	3'	7/8"	<b>GAT 24840</b>	3'	2-1/2"
<b>GAT 24816</b>	3'	1"	<b>GAT 24844</b>	3'	2-3/4"
<b>GAT 24820</b>	3'	1-1/4"	<b>GAT 24848</b>	3'	3"
<b>GAT 24824</b>	3'	1-1/2"	<b>GAT 24856</b>	3'	3-1/2"
<b>GAT 24828</b>	3'	1-3/4"	<b>GAT 24864</b>	3'	4"
<b>GAT 24832</b>	3'	2"			

### Heater Hose

Item Number	Length	I.D.
<b>GAT 26240</b>	25'	1/2"
<b>GAT 26241</b>	25'	5/8"
<b>GAT 26242</b>	25'	3/4"
<b>GAT 26244</b>	25'	1"



## GREEN STRIPE® HEATER HOSE

- For a maintenance-free connection, install with Power-Grip SB clamps
- EPDM tube and cover
- Long life in heavy-duty applications
- Heavy wall construction
- Superior life in adverse conditions
- Aramid fiber reinforcement
- Excellent working pressure and vibration resistance



Item Number	Length	I.D.
<b>GAT 28441</b>	50'	5/8"
<b>GAT 28442</b>	50'	3/4"
<b>GAT 28443</b>	50'	7/8"
<b>GAT 28444</b>	50'	1"
<b>GAT 28445</b>	50'	1-1/4"

## GREEN STRIPE® RING RETAINED TURBOCHARGER HOSE

- Four layer silicone resists high temperatures to 500°F
- Maintains design integrity
- Aramid fiber reinforcement
- Excellent working pressure and vibration resistance

Item Number	Length	I.D.
<b>GAT 26200</b>	6"	3"
<b>GAT 26201</b>	6"	3-1/2"
<b>GAT 26203</b>	6"	4"
<b>GAT 26204</b>	8"	4"



## UNICOIL

Now you can make those quick repairs when molded hose isn't available. Unicoil allows you to make custom bent hoses with straight hose - the perfect solution for quick repairs, customized engines, out-of-stock situations and one-of-a-kind routing problems.

- No tools or special equipment needed
- Great for modified or customized engines
- Prevents kinks in tight hose bends
- Perfect solution when custom molded hose isn't available

- GAT 28512** 3/4"
- GAT 28514** 1/4"
- GAT 28515** 5/16"
- GAT 28516** 3/8"
- GAT 28510** 1/2"
- GAT 28511** 5/8"
- GAT 28517** 1"



## HAND HELD HOSE CUTTER

Makes clean cuts - no ragged edges. Cuts most non-metal reinforced rubber hoses. Excellent for cutting PolarSeal® hose.

**GAT 91154**





# Hose Clamps

## SILICONE HOSE CLAMPS

Designed to provide an extra-tight seal on silicone hose and prevent hose cover extrusion.

- 300 series stainless steel band, screw and housing resist corrosion
- One-piece band and liner
- Inner-liner band eliminates hose cover extrusion.
- Wide 9/16" band gives 12-1/2% more compression than 1/2" band

Packaging: 10 per box.



Item Number	Size	Clamping Range O.D.
<b>GAT 32308</b>	8SS	7/16" - 1"
<b>GAT 32310</b>	10SS	5/8" - 1-1/8"
<b>GAT 32312</b>	12SS	5/8" - 1-1/4"
<b>GAT 32316</b>	16SS	3/4" - 1-1/2"
<b>GAT 32320</b>	20SS	3/4" - 1-3/4"
<b>GAT 32324</b>	24SS	1" - 2"
<b>GAT 32328</b>	28SS	1-5/16" - 2-1/4"
<b>GAT 32332</b>	32SS	1-9/16" - 2-1/8"
<b>GAT 32336</b>	36SS	1-7/8" - 2-3/4"
<b>GAT 32340</b>	40SS	2-1/16" - 3"
<b>GAT 32344</b>	44SS	2-5/16" - 3-1/4"
<b>GAT 32348</b>	48SS	2-9/16" - 3-1/2"



## POWER GRIP® SB HOSE CLAMPS

Maintenance-free clamps that retain dynamic tension and never need retightening. Clamp down better in all conditions and temperature extremes. Environmentally friendly, eliminate antifreeze leaks and ground water contamination.

- Easy to install with ordinary heat gun
- Wider sealing area entraps connector bead
- Conform to any shape of hose and housing
- Unique indicator tells you when clamp has shrunk to seal

Temperature rating: -40°F to 302°F (-40°C to 150°C). Packaging: Ten to carton.

<b>GAT 32915</b>	1/2" - 11/16"	<b>GAT 32954</b>	2" - 2-1/4"
<b>GAT 32919</b>	11/16" - 13/16"	<b>GAT 32960</b>	2-1/4" - 2-1/2"
<b>GAT 32922</b>	13/16" - 15/16"	<b>GAT 32967</b>	2-1/2" - 2-3/4"
<b>GAT 32925</b>	15/16" - 1-1/16"	<b>GAT 32973</b>	2-3/4" - 3"
<b>GAT 32929</b>	1-1/16" - 1-3/16"	<b>GAT 32979</b>	3" - 3-1/4"
<b>GAT 32934</b>	1-3/16" - 1-1/2"	<b>GAT 32986</b>	3" - 3-1/2"
<b>GAT 32948</b>	1-3/4" - 2"		

## STANDARD T-BOLT CLAMPS

<b>MHC MPT20044</b>	2-1/4"
<b>MHC MPT20060</b>	2-3/4"
<b>MHC MPT20072</b>	3-1/8"
<b>MHC MPT20080</b>	3-3/8"
<b>MHC MPT20084</b>	3-1/2"
<b>MHC MPT20088</b>	3-5/8"
<b>MHC MPT20092</b>	3-3/4"
<b>MHC MPT20010</b>	4"
<b>MHC MPT20108</b>	4-1/4"



## 47 SERIES FLEX-GEAR CONSTANT TENSION

Item Number	Size	Diameter
<b>MHC MP47010</b>	10	9/16" - 1-5/8"
<b>MHC MP47012</b>	12	5/8" - 1-1/4"
<b>MHC MP47016</b>	16	13/16" - 1-1/2"
<b>MHC MP47020</b>	20	13/16" - 1-3/4"
<b>MHC MP47024</b>	24	1-1/16" - 2"
<b>MHC MP47028</b>	28	1-5/16" - 2-1/4"
<b>MHC MP47032</b>	32	1-9/16" - 2-1/2"
<b>MHC MP47036</b>	36	1-13/16" - 2-3/4"
<b>MHC MP47040</b>	40	2-1/16" - 3"
<b>MHC MP47044</b>	44	2-5/16" - 3-1/4"
<b>MHC MP47048</b>	48	2-9/16" - 3-1/2"



## 50 SERIES HOSE CLAMPS

Item Number	Size	Diameter
<b>MHC MP5006</b>	6	3/8" - 7/8"
<b>MHC MP5008</b>	8	7/16" - 1"
<b>MHC MP5010</b>	10	1/2" - 1-1/16"
<b>MHC MP5012</b>	12	13/16" - 1-3/4"
<b>MHC MP5016</b>	16	3/4" - 1-1/2"
<b>MHC MP5020</b>	20	3/4" - 1-3/4"
<b>MHC MP5024</b>	24	1" - 2"
<b>MHC MP5028</b>	28	1-5/16" - 2-1/4"
<b>MHC MP5032</b>	32	2-9/16" - 2-1/2"
<b>MHC MP5036</b>	36	7/8" - 2-3/4"
<b>MHC MP5040</b>	40	1-1/8" - 3"
<b>MHC MP5044</b>	44	1-5/16" - 3-1/4"
<b>MHC MP5048</b>	48	1-5/8" - 3-1/2"
<b>MHC MP5052</b>	52	1-7/8" - 3-3/4"
<b>MHC MP5056</b>	56	2-1/8" - 4"
<b>MHC MP5064</b>	64	2-5/8" - 4-1/2"
<b>MHC MP5072</b>	72	3-1/8" - 5"
<b>MHC MP5080</b>	80	3-5/8" - 5-1/2"
<b>MHC MP5088</b>	88	4-1/4" - 6"
<b>MHC MP5096</b>	96	4-3/4" - 6-1/2"
<b>MHC MP50104</b>	104	4" - 7"



## SMALL DIAMETER HOSE CLAMPS

Item Number	Size	Diameter
<b>MHC MP6202</b>	4	1/4" - 5/8"
<b>MHC MP6203</b>	6	5/16" - 7/8"



## SPRING LOADED T-BOLT CLAMPS

<b>TMI HTS225</b>	2-1/4" - 2-9/16"
<b>TMI HTS275</b>	2-3/4" - 3-1/16"
<b>TMI HTS306</b>	3-1/16" - 3-3/8"
<b>TMI HTS344</b>	3-7/16" - 3-3/4"
<b>TMI HTS356</b>	3-9/16" - 3-7/8"
<b>TMI HTS388</b>	3-7/8" - 4-3/16"
<b>TMI HTS406</b>	4-1/16" - 4-3/8"
<b>TMI HTS419</b>	4-3/16" - 4-1/2"
<b>TMI HTS456</b>	4-9/16" - 4-7/8"



# Cooling System Products



## WIXCOOL LIQUID COOLING SYSTEM TREATMENT

- Complete one step, low solids liquid cooling system treatment
- Protects against cavitation erosion in sleeve assemblies

**WIX 24056** Pint

**WIX 24058** 1/2 Gallon

**WIX 24057** 5 Gallon



## COOLANT TEST STRIPS

Determine the dry chemical additive, dry chemical additive IV and liquid WixCool SCA concentrations.

### Complete Test Kit

Complete with 50 three way test strips.

**WIX 24107**

### 48 Test Strips

Twelve packs of four test strips per pack.

**WIX 24105**

### Container of 50 Test Strips

**WIX 24106**



## WATER SHUT OFF VALVES

**5/8" Hose x 1/2" MPT**

**MRY 84788**

**3/4" Hose x 1/2" MPT**

**MRY 84789**



**MASTERPRO  
SELECT**



## MASTERPRO SELECT HD WATER PUMPS

MasterPro Select is known for superior quality, state of the art engineering and quality HD water pumps. Every new MasterPro Select heavy-duty water pump is built with OE-quality components, meets or exceeds OE specifications and is 100% tested.

- Tested for leakage, rotation variances, noise, vibration and torque
- Matched set bearings provide high radial and axial load capacities
- Durable ceramic seal faces withstand increased RPM and higher operating temperatures
- Impellers are engineered and manufactured for optimal coolant flow



## MOTORAD HD CAPS & THERMOSTATS

- Thermostats consist of high-grade stainless steel and copper to resist the corrosive effects of engine coolant
- Thermostats meet or exceed OEM standards and are 100% tested and calibrated for correct start to open temperature and maximum opening temperature
- Fuel caps have been independently tested and have passed all US government standards for crash impact integrity
- Oil caps meet or exceed OE specifications
- Radiator caps are manufactured and designed to meet or exceed O.E. specifications


# Heavy-Duty Belts & Belt Tensioners



## GREEN STRIPE® HEAVY-DUTY DRIVEALIGN® BELT TENSIONERS

- Lasts up to 3 times longer than OEM
- Heavy-duty ball bearings
- Corrosion proof round spring
- Specially engineered for demanding heavy-duty applications
- Unsurpassed damping for optimum belt tension

Item Number	Application	MFG Part No.
Light Duty		
<b>GAT 38103</b>	GM Truck/Van; Gas	N/A
<b>GAT 38119</b>	Ford Truck/Van; 7.3L Diesel	N/A
<b>GAT 38136</b>	Isuzu/GM Truck; 6.6L Diesel	N/A
<b>GAT 38140</b>	Ford Truck/Van; 7.5L Gas	N/A
<b>GAT 38143</b>	GM Truck; 7.4L Gas	N/A
<b>GAT 38157</b>	Dodge Ram; 5.9L Diesel	N/A
Heavy-Duty		
<b>GAT 38501</b>	Freightliner, Kenworth, Sterling; Detroit Diesel	23520317
<b>GAT 38502</b>	Sterling; Detroit Diesel	23524436
<b>GAT 38503</b>	Freightliner; Detroit Diesel	12561094
<b>GAT 38504</b>	Freightliner; Cummins 8.3L	3937223
<b>GAT 38505</b>	Freightliner, Kenworth, Peterbilt; Cat C10/C12, Cummins M11	4004933
<b>GAT 38506</b>	Peterbilt, GM, Freightliner; Cat C10/C12; Ford; Cat 3176	1352142
<b>GAT 38507</b>	Peterbilt, GM, Freightliner; Cat 3116/3126	7E0339
<b>GAT 38508</b>	Freightliner; Cat 3406/C15/C16	1382514
<b>GAT 38509</b>	GM; Cat 3116/3126	7E3999
<b>GAT 38510</b>	International; DT 466/444	1822679C3
<b>GAT 38511</b>	Freightliner, Peterbilt, Sterling; Cat 3126, International; DT 466/530	1352151
<b>GAT 38512</b>	International; DT 466/530	1687819C92
<b>GAT 38513</b>	Freightliner; Cummins 5.9L/8.3L	3934823
<b>GAT 38514</b>	International; DT 499/530 4700	13333544
<b>GAT 38516</b>	Ford HD/Freightliner	89031295
<b>GAT 38517</b>	Ford HD Truck	3976833
<b>GAT 38519</b>	IHC/Freightliner	4000980
<b>GAT 38523</b>	Mack	87GB41



## FLEET RUNNER BELTS

A patented blend of elastomer allows the Gates FleetRunner belts to retain their flexibility on drives where extended high operating temperatures cause other belts to harden, crack and ultimately fail. Gates FleetRunner belts substantially outperform standard belts on load carrying, flexibility, wear and withstand ozone and coolant deterioration. Testing shows the FleetRunner Micro-V belt will go at least 100,000 miles.

### Fleet Runner Serpentine Belts

<b>GAT K081223HD</b>	'03 Ford 7.3
<b>GAT K080594HD</b>	'03 Freightliner/Cummins
<b>GAT K081124HD</b>	'01 IHC T444
<b>GAT K090609HD</b>	'04 Freightliner/Mercedes
<b>GAT K080726HD</b>	'04 Ford/Cummins
<b>GAT K060470HD</b>	'03 IHC DT466
<b>GAT K080685HD</b>	'02 IHC 530
<b>GAT K080926HD</b>	Freightliner FLD
<b>GAT K050350HD</b>	Freightliner FLD
<b>GAT K080730HD</b>	'03 Freightliner/Cummins
<b>GAT K080893HD</b>	'00 IHC T444
<b>GAT K060425HD</b>	'98 Freightliner/Cummins
<b>GAT K080560HD</b>	'96 Freightliner/Cummins
<b>GAT K060435HD</b>	'99 IHC/Cummins
<b>GAT K080605HD</b>	'02 IHC/Cummins
<b>GAT K080830HD</b>	'05 Freightliner/Mercedes
<b>GAT K060685HD</b>	'01 Freightliner/Cummins
<b>GAT K050345HD</b>	'99 Freightliner/Cummins
<b>GAT K080694HD</b>	'03 Freightliner/Cummins

### Fleet Runner V Belts

<b>GAT 9510HD</b>	'03 Ford 7.3
<b>GAT 9650HD</b>	'03 Freightliner/Cummins
<b>GAT 9590HD</b>	'01 IHC T444
<b>GAT 9640HD</b>	'04 Freightliner/Mercedes
<b>GAT 9451HD</b>	'04 Ford/Cummins
<b>GAT 9530HD</b>	'03 IHC DT466
<b>GAT 9447HD</b>	'02 IHC 530
<b>GAT 9463HD</b>	Freightliner FLD
<b>GAT 9341HD</b>	Freightliner FLD
<b>GAT 9610HD</b>	'03 Freightliner/Cummins
<b>GAT 9500HD</b>	'00 IHC T444
<b>GAT 9580HD</b>	'98 Freightliner/Cummins





# Heaters

## ENGINE HEATERS

Cummins N, NH85  
W/O FFC, BC III, IV  
**ZRO 8601046**

Cat 3406, 3408,  
DD 6v/8v/-71;  
Series 60 Detroit  
**ZRO 8605556**

IHC DT360/DT466  
Fits '94 and older models.  
**ZRO 8608512**



## UNIVERSAL HOT PAD HEATERS

Silicone covered, acid resistant, pliable.

Item Number	Dimensions	Volts	Watts
<b>KAT 24100A</b>	4" x 5"	120	100
<b>KAT 24150A</b>	4" x 5"	120	150
<b>KAT 24250A</b>	4" x 5"	120	250
<b>KAT 24500A</b>	5-1/2" x 8-1/2"	120	500

## REPLACEMENT CORDS

120 Volt 6'  
**KAT 28216**

120 Volt 5'  
**KAT 28400**



## PLUG PROTECTOR

- Prevents freeze up - keeps moisture out
  - Keeps plug contacts clean for optimum power and safety
- ZRO 3600012**

## EZ-MOUNT ETHER INJECTION SYSTEMS

12 volt universal kit.  
**ZRO 8203237** Does not include starting fluid cylinder.  
**ZRO 8200327** Replacement Ether Bottle

Some items are special order.  
For a complete listing and information, please refer to the Zerostart Catalog.



## EXTERNAL HEATERS

Medium and Heavy-Duty Trucks

**ZRO 3308002** 1000 Watts  
**ZRO 3308003** 1500 Watts

Light Trucks

**ZRO 3305004** 2250 Watts

For a complete listing and information,  
please refer to the Zerostart Catalog.



## ENGINE IMMERSION HEATER INDICATOR LIGHT SYSTEMS

- Both lights are visible up to 150' making it possible to monitor from a distance
- Tests engine immersion heater and electrical circuit every time you plug in
- More convenient than continuity testers
- Can upgrade your current block heater with this system

### Single Heater Version

- Upper LED light illuminated (RED) indicates the presence of voltage, providing visual proof the electrical circuit and extension cord are functioning normally
- Lower LED light illuminated (RED) indicates the engine heater is working; this indicator only operates if there is current flowing through the heater

Item Number	Length	Voltage
<b>ZRO 3600049</b>	6'	120
<b>ZRO 3600051</b>	12'	120

### Dual Heater Version


- Both LED lights illuminated (RED) provides visual proof the electrical circuit and extension cord are functioning normally AND both heaters are functional
- One LED light illuminated (RED) indicates the presence of voltage and that one heater is functional
- No LED lights illuminated (CLEAR) indicate there is no voltage present or both heaters are not functional

### Kit Includes:

- Chrome plated, four-hole mount, square flanged weatherproof receptacle with body gasket
- Chrome plated light mounting plate
- Weatherproof wired LED light assembly
- One piece weatherproof power cord with integral molded current sensor
- LED light is replaceable

Item Number	Length	Voltage
<b>ZRO 3600054</b>	6' X 6'	120
Thermostat Setting	100° F On, 120° F Off (38° C On, 49° C Off)	

# Heaters & Fans



## 12 VOLT BOX HEATERS

- 17,500 BTU  
ZRO 7000101
- 30,000 BTU  
ZRO 7000201



## BATTERY BOX HEATER

- 200 watt - 120 volt AC
  - Preset thermostat maintains 80° F battery warmth for quick starts
  - Complete with 8' grounded cord
  - Dimensions 9" x 6" x 3/4"
- ZRO 8500320



## HEAVY-DUTY CAB FANS

- 12 Volt Deluxe  
CRD 30051
- 24 Volt Variable Speed  
CRD 30053

## SUPER HEAT MAGNET

- 200 watt - 120 volt AC
  - Built-in thermostat maintains optimum temperature - will not exceed 250° F
  - Quick grip handle protect hands from heat
  - Dimensions - 4-3/8" x 2-1/2" x 3"
  - UL/CSA approved model - 6" cordset
- ZRO 3400017



## BOLT-ON RADIANT HEATERS

- 500 watt - 120 volt AC
  - For applications with no core plug or core plug access
  - Heating element conducts heat directly
  - Universal mounting clamp included
  - Dimensions - 6" x 6"
- ZRO 3400014



## BLANKET STYLE BATTERY HEATERS

- 120 volt AC operation
- Warms battery core to 60° - 70° above ambient temperature for quick starts
- Thinsulate™ thermal insulation helps maintain battery temperature in warm or cold weather
- Complete with 30" grounded cord
- All battery blanket heaters are 5" tall, 1/2" thick

Item Number	Length	Wattage	Battery Size
ZRO 2800055	28"	50	Series 26, 26R, 70
ZRO 2800063	36"	80	Series 24, 24F, 27, 27F, 74
ZRO 2800071	72"	160	Truck batteries. Series-parallel systems.

# Heavy-Duty Engine Equipment



## THE PREMIUM BRAND FOR COMMERCIAL VEHICLE AND STATIONARY ENGINE COMPONENTS



FP Diesel is a leading premium brand of heavy-duty engine parts and gaskets, offering a comprehensive range of precision-engineered components for the construction, marine, agricultural, mining, gas compression, trucking and industrial sectors.

### Sealed Power Engine Kits

100% guaranteed Sealed Power parts and industry-leading Fel-Pro® gasket sets.

### FP Diesel In-Frame Kits

For commercial vehicle and stationary engines that include gasket sets designed to meet the sealing requirements of high-output engines. Each FP Diesel gasket set represents a complex, application-specific solution from a Federal-Mogul manufacturing facility.

### FP Diesel Cylinder Kits

Produced in state-of-the-art manufacturing facilities dedicated to the needs of heavy-duty commercial and stationary engine applications. Designed to work seamlessly with FP Diesel gaskets. FP Diesel's competitive range of cylinder components provide all of the best technologies for each engine platform. Advantages include:

- Low friction and low noise
- Optimum performance and durability
- Fuel economy and lower emissions



## Allison Transmissions now available from ETX Transmissions

ETX Transmissions produces remanufactured Allison transmissions to strict OE specifications. Skilled technicians, strict quality controls and 100% Dyno testing are just a few of the features that set ETX Allison transmissions apart from the rest.

### Allison Transmission/Common Applications:

- |                      |   |
|----------------------|---|
| <b>ETX 545/542</b>   | School Buses, Recycling Trucks (545-29514623, 545-29514624) |
| <b>ETX 643</b>       | Bottling Tractors, Armored Cars, Yard Spotters              |
| <b>ETX 653</b>       | Older Garbage Trucks, Tandem Trucks                         |
| <b>ETX 740/750</b>   | Garbage Trucks, Fire Trucks, Cement Mixers                  |
| <b>ETX 3060P</b>     | Popular Applications  |
| <b>ETX 3560P</b>     | Popular Applications  |
| <b>ETX 4060P</b>     | Very Popular – Most Coming-Out-of-Factory Warranty          |
| <b>ETX 4560P</b>     | High Horse Garbage Trucks, etc.                             |
| <b>ETX 2000/2400</b> | Very Popular – Most Coming-Out-of-Factory Warranty          |

See store for complete application information.



## Remanufactured Turbos for Light/Medium Duty Domestic Trucks

- All standard wear items (rotating and thrust bearings and all seals) are replaced
- All surfaces/components are renewed as needed
- All units come with required gaskets/mounting hardware
- All units are dynamically balanced on the latest computerized balancing rigs

Item Number	Year	Description
<b>A1 2T103</b>	'94 - '95	Chevy 6.5 Diesel
<b>A1 2T102</b>	'97 - '02	Chevy 6.5 Diesel
<b>A1 2T205</b>	'94 - '97	Ford 7.3 Diesel
<b>A1 2T202</b>	'04 - '05	Ford 6.0 Diesel
<b>A1 2T302</b>	'04 - '09	Dodge 5.9 Diesel

See A1 catalog for complete applications listing.



# Fuel Valves & Fuel Injection

## DIESEL FUEL LEVELING VALVES

1/2" MP 1-1/2" FMP

**TMI 1115DD**

5/8" Tube to 1/2" MP

**TMI 1049-10D**



## RETURN FLOW SPLITTERS

Designed for dual draw / dual return diesel fuel systems. Distributes fuel equally to both left and right tanks eliminating the need for crossover lines. High flow for Navistar, Volvo, Mack, Peterbilt, W. Star.

**TMI 80-1092**

## FUEL SHUT OFF SOLENOIDS


- Cummins
- 1-1/4" in/out

12 Volt

**BBH BM6997312**


24 Volt

**BBH BM6997324** *Factory Direct*



## DIESEL INJECTOR PUMPS


Item Number	Year	Description
<b>BWD 35520K</b>	'95 - '02	Chevy 6.5
<b>BWD 35504</b>	'93 - '94	Ford 7.3 Turbo
<b>BWD 35503</b>	'92 - '94	Ford 7.3 Exc Turbo



## DIESEL FUEL INJECTORS

Chevrolet


Year	Reman #	New #	Description
'94 - '99	<b>BWD 27611</b>	<b>BWD 57101</b>	6.5
'04 - '05		<b>BWD 63871</b>	6.5
'01 - '04		<b>BWD 63877</b>	6.5



Dodge

Year	Reman #	New #	Description
'98 - '02		<b>BWD 57847</b>	5.9 M.T.
'98 - '02		<b>BWD 57848</b>	5.9 A.T.
'97 - '98	<b>BWD 27122</b>	<b>BWD 57803*</b>	5.9 A.T.
'97 - '98	<b>BWD 67351</b>	<b>BWD 67154</b>	5.9 M.T.

**FACTORY DIRECT**



Ford

Year	Reman #	Description
'84 - '87	<b>BWD 67592</b>	6.9
'99 - '03	<b>BWD 67320</b>	7.3
'95 - '98	<b>BWD 27613</b>	7.3
'92 - '94	<b>BWD 67593</b>	7.3



## FORD DIESEL INJECTOR HARNESSES

Item Number	Year	Description
<b>DOR 904-200</b>	'99 - '03	7.3
<b>DOR 904-201</b>	'95 - '98	7.3

# Fuel Caps & Tank Accessories

## BRASS VENTED LOCKING FUEL CAPS

2-1/8" Male  
MCS 2501-11

2" Female  
MCS 2503-11



## BRASS NON-VENTED LOCKING FUEL CAPS

4" Female  
MCS 2507-00

2-1/2" Female  
MCS 2502-00



## NON-LOCKING NON-VENTED FUEL CAPS

2-1/8" Brass Male  
MCS 2001-11


2-1/2" Brass Female  
MCS 2002-00

2" Brass Female  
MCS 2003-11

4-1/4" Brass Male  
MCS 2005-00

3-1/2" Brass Female  
MCS 2006-11

4" Brass Female  
MCS 2007-00



## NON-LOCKING FUEL CAPS


Non-Vented 2" Brass Female  
TMI 9119

Vented, 2" Brass Female  
TMI 9114

Vented, 3" Aluminum Female  
TMI 91-8103

Vented, 3" Aluminum Female  
TMI 91-8105

Vented, 4" Aluminum Female  
TMI 91-8107



## FUEL SENDERS

### Fuel Level Senders

Item Number	Range	Description
TMI 95-3120	240-33 ohm	Float Arm
TMI 95-3121	0-90 ohm	Fuel Level Sender

### Ultimate Fuel Level Senders

- Durable and ideal for rugged applications
- Accurate and stay accurate
- Standard 5-bolt SAE flange mount
- For use with gas and diesel fuel
- 240-33 ohm range

Item Number	Tank OD	Description
TMI 95-3105	26"	Tube Type Sender for Round Fuel Tanks
TMI 95-3103	24"	



## FUEL TANK ANTI-SIPHON TUBES

- Aluminum extrusion makes it virtually impossible to siphon fuel from the tank
- OEM approved with sizes to fit almost every fuel tank
- Once installed they cannot be removed
- No need to worry about having the right key for the locking fuel cap


Item Number	Description	ID	Length
TMI 91-8201	Reefer and Medium-duty International 1.875" Fill Neck (Fits 1-7/8")	1.875"	7.5"
TMI 91-8202	2" Medium-duty Fill Neck and M2 series Freightliner	2.0"	7.0"
TMI 91-8203	Freightliner with 2.25" Fill Neck	2.25"	9.5"
TMI 91-8204	Volvo, Mack, International with 2.5" Fill Neck	2.5"	6.75"
TMI 91-8205	Kenworth with 2.5" Fill Neck	2.5"	9.5"
TMI 91-8206	Volvo, Mack, International with 3" Fill Neck	3.0"	7.0"

# Filtration

## FUEL/WATER SEPARATOR SENSOR

- Works on '01 - '10 Duramax engines with water sensors

**BWD FSS101**



## AIR FILTER MONITORS

**Direct Mount**  
**WIX 24800**

**Dash Mount**  
**WIX 24804**



## IN-HOSE FUEL FILTERS

**Complete In-Hose Filter Assembly**  
**WIX 24003**

**Replacement Element**  
**WIX 24004**



## WATER TRAP FILTERS

**Complete Filter Assembly**  
**WIX 24389**

**Replacement Element**  
**WIX 24390**

**Bowl Replacement**  
**WIX 24338**



## FUEL TRANSFER PUMP/METER FILTERS

A spin-on filter designed for either gasoline or diesel fuel developed for use on dispensing pumps between the pump and the meter. It guarantees the delivery of clean fuel to the vehicle while also protecting the pump meter.

Item Number	Desc.	Dimensions	Thread Connections
<b>WIX 24001</b>	Adapter Base	Length 3.75" Height 2.83"	1" Female
<b>WIX 24002</b>	Cap for 24001 and 24034 Bases	-	-
<b>WIX 24006</b>	Spin-On Filter	Height 5.2" O.D. 3.674"	1"-12
<b>WIX 24027</b>	Spin-On Filter	Height 5.207" O.D. 3.694"	1"-12
<b>WIX 24034</b>	Adapter Base	Length 3.75" O.D. 2.83"	3/4" Female
<b>WIX 24347</b>	Spin-On Filter	Height 6.987" O.D. 3.673"	1"-12
<b>WIX 24348</b>	Spin-On Filter & Drain	Height 7.578" O.D. 3.673"	1"-12



## SPECIAL APPLICATION FUEL FILTERS

For heating units, small engines, steam jennies, etc.

Item Number	Desc.	Dimensions	Thread Connections
<b>WIX 24104</b>	Replacement Filter element only	Height 4.344" O.D. 2.619"	1"-14; also fits 24100 and 24101 Bases
<b>WIX 24100</b>	Mounting Base & Filter	Height 5.375" O.D. 2.619"	3/8" Female Pipe
<b>WIX 24101</b>	Mounting Base & Filter	Height 5.375" O.D. 2.619"	1/4" Female Pipe



## Popular Fleet Filter Reference Chart

Item Number	FLEET Air			
	Baldwin	Donaldson	Fleetguard	Luber-Fine
<b>WIX 46728</b>	PA4148	P602658	AF26203	LAF9096
<b>WIX 42253</b>	PA2521	P185028	AF979	LAF9545
<b>WIX 46433</b>	RS2863	P527484	AF4878	LAF1878
<b>WIX 46648</b>	PA4120	P546596	AF25629	LAF1680
<b>WIX 46272</b>	PA3763		AF25541	AF7878
<b>WIX 42846</b>	PA4162	P610561	AF26106	LAF5980
<b>WIX 46678</b>	PA4134	P602657	AF25848	LAF1520
<b>WIX 46883</b>	PA2705	P153551	AF1968M	LAF3551
<b>WIX 46417</b>	PA2233	P536434	AF25255	LAF1617
<b>WIX 46744</b>	RS3517	P532966	AF25223	LAF4498
<b>WIX 46556</b>	RS3518	P535717	AF25139M	LAF1849
<b>WIX 46484</b>	PA4110	P607097	AF25621	LAF1675
<b>WIX 46255</b>	PA2092	P524368	AF1731	
<b>WIX 46316</b>	PA2232	P536427	AF25742	AF1236
<b>WIX 42966</b>	PA2312	P181007	AF853	LAF7797
<b>WIX 46506</b>	PA2761	P801226	AF4739	LAF1947
<b>WIX 46429</b>	RS3501	P529494	AF25215	LAF3585
<b>WIX 42776</b>	PA2425	P181014	AF886	LAF6300
<b>WIX 42491</b>	PA2525	P181015	AF982	LAF9544
<b>WIX 46293</b>	PA3763	P536429	AF25090	AF7878
<b>Oil</b>				
<b>WIX 51734</b>	B7039	P550371	LF3630	LFP2286
<b>WIX 51791</b>	B76	P553191	LF667	LFP3191
<b>WIX 51607</b>	BT339	P558615	LF3349	LFP780
<b>WIX 51970</b>	B95	P550911	LF3333	LFP670
<b>WIX 51792</b>	B99	P554005	LF691A	LFP4005
<b>WIX 51748</b>	BD103	P553000	LF3000	LFP3000
<b>WIX 51971</b>	B495	P552100	LF3620	LFP2160
<b>WIX 57202</b>	B1441	P550518	LF16102	LFP2999
<b>WIX 51799</b>	B7030	P550367	LF3640	LFP2285
<b>WIX 51794</b>	B7	P550832	LF692	PH832
<b>WIX 51749</b>	B7577	P550777	LF777B	LFP777B
<b>WIX 51268</b>	BT230	P166508	LF3342	
<b>WIX 51742</b>	B134	P550784	LF3344	LFP784
<b>WIX 51784</b>		LFP555616	LF3316	
<b>WIX 57182</b>	B7177	P550428	LF3970	LFP3970
<b>WIX 51773</b>	BT251	P550299	LF697	PH2901
<b>WIX 51798</b>	BT470	P550420	LF3593	LFP6007
<b>WIX 51754</b>	B157	P550731	LF3443	LFP781
<b>WIX 51133</b>	P20HD	P550132	LF509N	LP132

Item Number	FLEET Fuel			
	Baldwin	Donaldson	Fleetguard	Luber-Fine
<b>WIX 33818</b>			FF5418	
<b>WIX 33109</b>	BF957	P550105	FF105	LFF5
<b>WIX 33585XE</b>	PF7654	P550430	FS1268	L1261F
<b>WIX 33118</b>	BF580	P550915	FF5207	LFP815FN
<b>WIX 33817</b>		P550966	FS1298	L3580F
<b>WIX 33120</b>	BF5810	P550916	FF5206	LFP816FN
<b>WIX 33405</b>	BF1212	P558000	FS1212	LFF8020
<b>WIX 33406</b>	BF1259	P550901	FS1000	
<b>WIX 33626</b>	BF7632	P551315	FF5321	LFF4783
<b>WIX 33976</b>	BF1201	P550352	FS1295	L3546F
<b>WIX 33674</b>	BF7587	P551311	FF5308	LFF2749
<b>WIX 33195</b>	BF7608	P555095	FF42002	LFF3806
<b>WIX 33336</b>	BF888	P553855	FF5019	LFF3530
<b>WIX 33651</b>	PF7680	P550414	FS19536	L3578F
<b>WIX 33217</b>		P553375	FS1281	LFF5824
<b>WIX 33115</b>	BF7557		FF105C	LFF5002
<b>WIX 33349</b>	PF7751	P551310	FS19598	L5021F
<b>WIX 33219</b>	BF877	FFP550219	FF172	LFP219F
<b>WIX 33338</b>		P550238	FF5078	
<b>WIX 33122</b>	BF593	P550928	FF5021	LFP928F
<b>Coolant Filters</b>				
<b>WIX 24071</b>	BW5071	P552071	WF2071	LFW4071
<b>WIX 24072</b>	BW5072	P552072	WF2072	LFW4072
<b>WIX 24073</b>	BW5073	P552073	WF2073	LFW4073



## Popular Construction Filter Reference Chart



WIX knows that filtration has always been a critical consideration that can significantly impact the long-term profitability of an entire fleet. That's why WIX heavy-duty filters can stand up to whatever the industry demands. Testing and benchmarking continues to prove this. WIX heavy-duty filter engineers have over 125 years of combined experience and over 30 U.S. patents, it's no wonder WIX is the global leader in heavy-duty filtration.

- WIX XD oil filters featuring our Spin-Flow® technology that allows the filter to last longer, run cleaner and more efficiently than the competition in standardized testing
- With 99.9% efficient media, our heavy-duty air filters incorporate technologies like skip a pleat and hot melt media stabilization for better capacity; even a handle on some filters will make the technician's job easier
- Diesel fuel filters with optimal metal thicknesses, prescription media and in some cases the WIX Quickvent® that makes the job of draining excess water much easier
- WIX manufactures a comprehensive line of heavy-duty filtration products including oil, air, fuel, cabin, coolant, transmission and hydraulic filters. They are continually being improved and enhanced to give fleets of all sizes, the very best WIX filters we can produce

CONSTRUCTION					
Air					
Item Number	CAT	John Deere	Baldwin	Donaldson	Fleetguard
<b>WIX 42222</b>	3I0394	AT18649	PA1667FN	P131340	AF437K
<b>WIX 46562</b>	1106326	KV16429	RS3544	P812823	AF25292
<b>WIX 42518</b>	3I0392	AW23989	PA2360FN	P181062	AF1606K
<b>WIX 42276</b>	3I0397	AH19847	PA1690FN	P181050	AF435KM
<b>WIX 46438</b>	1467472	M131802	RS3704	P812543	AF25551
<b>WIX 46671</b>	2310137	KV16428	RS4578	P827653	AF25555
<b>WIX 42126</b>	3I0396	AT18426T	PA1681FN	P118160	AF25287K
<b>WIX 42321</b>	3I0811	CH18287	PA2418FN	P181059	AF25591
<b>WIX 46489</b>	1348726	RE68048	RS3549	P812646	AF25553
<b>WIX 42714</b>	3I1021		PA1704	P524392	AF364
Oil					
<b>WIX 51792</b>	1R0716		B99	P554005	LF691A
<b>WIX 51602</b>	3I1377		B7117		LF3345
<b>WIX 51452</b>	3I1605	AE28914	B118	P550168	LF3324
<b>WIX 51806</b>	3I1296		B336	LFP554403	LF701
<b>WIX 51459</b>	3I1246		BT217	P551603	LF699
<b>WIX 51344</b>	1146934	CH10467	B161S	PH4458	LF3536
<b>WIX 51010</b>	3I1156	AE14573	P40	P550203	P3
<b>WIX 51050</b>	3I1362	HM-F600L04340	B494	P550050	LF607
<b>WIX 51460</b>	7W2328		BT215	P554408	LF700
<b>WIX 51163</b>	1R0719		PT189	P559740	HF6097
Fuel					
<b>WIX 33358</b>	3I1179		BF788	P550494	FF5046
<b>WIX 33166</b>	5W6081	AT17387		FFP556245	FF167A
<b>WIX 33472</b>	3I1196		BF1261	P550688	FS1251
<b>WIX 33357</b>	3I1178		BF1280	P551176	FF5056
<b>WIX 33352</b>	3I0756		BF7923	P550239	FF185
<b>WIX 33528</b>	1R0750		BF7633	P551313	FF5320
<b>WIX 33403</b>			BF588	P551318	FF5269
<b>WIX 33386</b>	3I1120	AT280316	BF954	P550057	FF5231
<b>WIX 33377</b>	6I4783			P551314	
<b>WIX 33384</b>	2W2134		BF584B	FFP170823	FF211J



# Exhaust

## EXHAUST TUBING

### Pre-Cut Flex Tubing

Stainless	Galvanized	Size
	<b>WAL 42067</b>	4" dia. x 18"
<b>WAL 42338</b>	<b>WAL 42069</b>	4" dia. x 24"
<b>WAL 43202</b>	<b>WAL 43381</b>	4" dia. x 36"
<b>WAL 42424</b>	<b>WAL 42068</b>	5" dia. x 18"
<b>WAL 42339</b>	<b>WAL 42070</b>	5" dia. x 24"
<b>WAL 43203</b>	<b>WAL 43382</b>	5" dia. x 36"

### Flex Tubing

Stainless	Galvanized	Size
<b>WAL 49034</b>	<b>WAL 49030</b>	4" dia. x 10'
<b>WAL 49035</b>	<b>WAL 49031</b>	5" dia. x 10'
<b>WAL 40022</b>	<b>WAL 40011</b>	4" dia. x 25'
<b>WAL 40023</b>	<b>WAL 40012</b>	5" dia. x 25'

### Straight Tubing

Non-Bendable Low Carbon	Size x 10'
<b>WAL 49010</b>	3" O.D.
<b>WAL 49012</b>	4" O.D.

## STACK PIPES

### 4" I.D. Inlet Diameter

Aluminized	Chrome	Length
<b>WAL 42715</b>	<b>WAL 29111</b>	18"
<b>WAL 42071</b>	<b>WAL 29206</b>	24"
<b>WAL 43320</b>	<b>WAL 29305</b>	36"
-	<b>WAL 29600</b>	72"

### 5" I.D. Inlet Diameter

Chrome	Length
<b>WAL 29112</b>	18"
<b>WAL 29207</b>	24"
<b>WAL 29306</b>	36"
<b>WAL 29603</b>	72"
<b>WAL 29701</b>	84"
<b>WAL 29801</b>	96"

### 90° Elbows

Aluminized	Chrome	Size
<b>ROL 620300</b>	<b>WAL 29116</b>	3"
<b>WAL 41630</b>	<b>WAL 29109</b>	4"
<b>WAL 41532</b>	<b>WAL 29210</b>	5"

## RAIN CAPS

Aluminized to keep harsh weather conditions out of vertical applications.

<b>WAL 35225</b> 1 1/2"	<b>WAL 35907</b> 4"
<b>WAL 35512</b> 2"	<b>WAL 35909</b> 4-1/2"
<b>WAL 35514</b> 2-1/2"	<b>WAL 35910</b> 5"
<b>WAL 35618</b> 3"	<b>WAL 35393</b> 6"
<b>WAL 35619</b> 3-1/2"	

## PIPE AND MUFFLER SHIELDS

### 180° Pipe Shield

4" - 5" 48" Length S.S.

**WAL 29041**

### 360° Aluminized Pipe Shield

4" X 36"

**WAL 29031**

### 180° Muffler Shield

S.S., 8" - 10-1/2" x 51"

**WAL 29042**

## UNIVERSAL MUFFLER SHIELD KIT

Stainless steel shield for 8"-10" x 45" mufflers. Kit includes grab handles and clamps.

**WAL 29032**

## HEAVY-DUTY MUFFLERS

All aluminized shells, tubes and heads. Straight-through flow for minimum back-pressure. Designed for horizontal or vertical installation. Tapered heads- designed to shed moisture when mounted in the vertical position.

Item Number	Inlet/Outlet	Shell Diameter	O.A.L.
<b>WAL 22920</b>	5" / 5"	10"	51"
<b>WAL 22940</b>	5" / 5"	9"	51"
<b>WAL 22936</b>	4" / 4"	9"	51"
<b>WAL 22962</b>	4" / 5"	10"	51"

## MEGA FLOW HEAVY-DUTY MUFFLERS

Made in the USA and provide an economical replacement for OE components.

- All-aluminized 18 gauge steel
- Domed heads to shed moisture for increased life
- Bridge-constructed inlets and outlets for vibration resistance
- Internally-welded baffles to increase durability
- Smooth flow for better fuel economy

Item Number	Inlet/Outlet	Shell Diameter	O.A.L.
<b>WAL 22963</b>	5" / 5"	10"	51"
<b>WAL 22964</b>	5" / 5"	9"	51"

## DIESEL PARTICULATE FILTERS

OE equivalent replacement from the company that is OE on these vehicles. '07 and later light to medium-duty trucks:

- Chevy/GMC Silverado/Sierra
- Ford F250/350
- Dodge Ram 2500

DOC (Converter)		
MFG	Walker #	OEM
Ford	<b>WAL 95400*</b>	9C3Z5H267B
Chrysler (Dodge)	<b>WAL 95401*</b>	68035059AA
GM (Chevy/GMC)	<b>WAL 95402*</b>	15283013
DPF (Filter)		
Ford	<b>WAL 95500*</b>	8C3Z5H221A
Chrysler (Dodge)	<b>WAL 95501*</b>	68035060AA
GM (Chevy/GMC)	<b>WAL 95502*</b>	15876232

**FACTORY DIRECT**



# Exhaust



## WALKER/ROL V-BAND TURBO CLAMPS

Item Number	Manufacturer	Tube Diameter	Application
<b>WAL 35520</b>	Caterpillar	3.5	3208T
<b>WAL 35036</b>		4.25	3176T
<b>WAL 35290</b>		4.00	3176T
<b>WAL 35690</b>	Cummins	3.00	V555, V902, V903
<b>WAL 35496</b>		3.50	V555, VT-555 Manifold
<b>WAL 35036</b>		4.250	L10
<b>WAL 35290</b>		4.00	L10
<b>WAL 35695</b>	Detroit Diesel	3.00	6V53, 6V71
<b>WAL 35499</b>		4.00	8.2LT
<b>WAL 35641</b>		4.00	6-7N
<b>WAL 35746</b>		4.00	8V-71T, 16V-71, 6V-92T, 8V-92, 8V-92T, 8V-92T, 16V-92T
<b>WAL 35500</b>		5.00	8V-71T



## PREFORMED LAP JOINTS

Aluminized	Stainless	Size
<b>WAL 33284</b>	<b>WAL 33272</b>	3"
<b>WAL 33286</b>	<b>WAL 33274</b>	4"
<b>WAL 33288</b>	<b>WAL 33276</b>	5"

## TORCTITE PREFORMED BAND CLAMPS

Aluminized	Stainless	Size
<b>ROL L40AA</b>	<b>ROL L40SA</b>	4"
<b>ROL L50AA</b>	<b>ROL L50SA</b>	5"



## EASY SEALS

Stainless	Size
<b>ROL E30ST</b>	3"
<b>ROL E40ST</b>	4"
<b>ROL E50ST</b>	5"



## HEAVY-DUTY CLAMPS

Stainless	Size
<b>ROL 517300</b>	3"
<b>ROL 517400</b>	4"
<b>ROL 517500</b>	5"



## HEAVY-DUTY CLAMPS WITH WELDED SADDLE

Stainless	Size
<b>ROL 638300</b>	3"
<b>ROL 638400</b>	4"
<b>ROL 638500</b>	5"



## FLAT STRAP U-BOLT CLAMPS

Non-Chrome	Chrome	Size
<b>ROL MC12300P-050</b>	<b>WAL 35444</b>	3"
<b>ROL MC12400P-050</b>	<b>WAL 35776</b>	4"
<b>ROL MC12500P-020</b>	<b>WAL 35777</b>	5"



## SHOP EXHAUST HOSE AND ACCESSORIES

5" I.D. x 11'

**CRU ACT500**

**CRU ACT500W11** Wire insert to prevent kinking

6" I.D. x 11'

**CRU ACT600**

**CRU ACT600W11** Wire insert to prevent kinking

## STACK ADAPTERS

**CRU DSR600-6** 6" I.D.

**CRU DSR8600** 8" I.D.

**CRU DSR9600** 9" I.D.



## ALUMINUM CONNECTORS

Elbow With Eyelet

**CRU AEL50** For 5" hose


Overhead Connector

**CRU OC50** For 5" hose

**CRU OC50D** For 5" hose with Damper

Splice/Overhead Connector

**CRU AC600C** For 6" hose



# Diesel Exhaust Fluid Tools

## MANUALLY OPERATED ROTARY HAND PUMP

### Features

- Industrial grade Polypropylene housing
- Flow rate - 6 gpm
- 2" bung adapter
- 10' dispensing hose
- Poly manual nozzle
- For use on plastic drums only

**PEK DEFHC10**



**FACTORY DIRECT**

## PORTABLE 12 VOLT TRANSFER SYSTEM

### Features

- Polypropylene pump housing
- 12 VDC positive displacement pump
- 12' power cord with in-line fuse and battery clips
- Automatic stainless steel nozzle with swivel
- Delivery hose - optional lengths available
- Suction hose - 4'

**PEK DEFE12V20** Pump with 20' hose Factory Direct



**FACTORY DIRECT**

## AIR DIAPHRAGM TRANSFER SYSTEM

### Features

- 3/4" double diaphragm pump
- No lube- no stall design
- Polypropylene seats
- Flow rate of 6.5 – 7.5 gpm
- 10' dispensing hose

**PEK DEFDPB10** Factory Direct

### Drum Air Pump 10' Hose

**PEK DEFDPBB10** Factory Direct

## FLOW METER

- Turbine measuring system
- Reinforced polyimide body
- Threaded input/output, aligned male/female depending on version
- Totalizer • Flow indication
- Batteries - two size AAA

**PEK DEF510COM-FMA**



## STAINLESS STEEL AUTOMATIC SHUT-OFF NOZZLE

### Features

- Rugged design for long life and reliable service
- 19mm nozzle spout
- Stainless steel main stem
- Duratuff lever and lever guard for additional durability

**PEK DEF10COM-NOZZ** Factory Direct



**FACTORY DIRECT**

## DEF DISPENSING HOSE

Designed for dispensing and delivery for aqueous urea solution (32%) for the SCR technology.

### Features

- Tube - black, smooth, sulphur free EPDM rubber compound with peroxide curing, antistatic
- Reinforcement - synthetic textile fabrics
- Optional hose lengths
- Cover - black, smooth EPDM rubber compound
- Temperature range - -40°C, +100°C, with peaks up to +120°C additional durability

**PEK DEF510COMHOSE1** 10' x 3/4" DEF Hose Factory Direct

**PEK DEF510COMHOSE2** 20' x 3/4" DEF Hose Factory Direct

**PEK DEF510COMHOSE3** 30' x 3/4" DEF Hose Factory Direct

**PEK DEF510COMHOSE4** 40' x 3/4" DEF Hose Factory Direct



**FACTORY DIRECT**

## DEF HOSE REELS

### Features

- Designed for dispensing DEF (aqueous urea solution)
- Economical and impervious to outdoor conditions
- Open design allows for easy maintenance
- Reel stores hose up and out of harm's way greatly extending service life

**PEK DEFHR15HOSE** 15' Factory Direct

**PEK DEFHR25HOSE** 25' Factory Direct

**PEK DEFHR35HOSE** 35' Factory Direct



**FACTORY DIRECT**

## DIESEL EXHAUST FLUID

- For use in all Selective Catalytic Reduction (SCR) systems on diesel engines
- Meets ISO-22241-1 specification for diesel exhaust fluid, is API registered and meets or exceeds OEM specifications

**PEK DEF-1** Gallon

**PEK DEF-2.5** 2.5 Gallons

**PEK DEF-55** 55 Gallons

**PEK DEF-275** 275 Gallon Tote Factory Direct

**PEK DEF-330** 330 Gallon Factory Direct



# Diesel Exhaust Fluid Tools

## MOBILE DRUM CART

### Features

- Three wheel drum cart with swivel locking rear wheel
- Pneumatic front tires
- Load capacity 550 lbs.
- Custom stainless steel pump bracket
- DEF hose hanger
- Nozzle holder
- Powder coated finish
- Safety chain for barrel
- Stainless steel nozzle
- 20' hose
- Smart Start pump

**PEK DEFCMCSS20**



*Drum sold separately.*



## SMART START CENTRIFUGAL PUMP ASSEMBLY

### Features

- Smart Start electronic pressure sensor - on/off is controlled by nozzle
- Time-out function - automatically shuts off after 12 seconds of disuse
- Heavy-duty stainless steel pump housing
- Built-in current overload protection
- Self priming
- Stainless steel nozzle

### Technical Specifications

- 1/2 hp motor
- Dual voltage 115 volt/230 volt 60 Hz
- Liquid temperature range: from +32°F to 113°F
- Maximum ambient temperature: +104°F
- Flow rate of 8 to 10 gpm

Item Number	Pump Type	Hose Length
<b>PEK DEFCBSS10*</b>	Tote Pump	10' Hose
<b>PEK DEFCBSS20*</b>	Tote Pump	20' hose
<b>PEK DEFCBSS10*</b>	Drum Pump	10' Hose

**FACTORY DIRECT**



## MANUAL CENTRIFUGAL PUMP ASSEMBLIES

### Features

- Automatic shut-off function - prevents pump burn-out
- Heavy-duty stainless steel pump housing
- Self priming
- Manual start - must physically turn pump on
- Stainless steel nozzle

### Technical Specifications

- Dual voltage 115 volt/230 volt 60 Hz
- Liquid temperature range: from +32°F to 113°F
- Maximum ambient temperature: +104°F
- 1/2 HP motor
- Flow rate of 8 to 10 gpm

Item Number	Pump Type	Hose Length
<b>PEK DEFCTBM20</b>	Tote Pump	20' hose
<b>PEK DEFCBBM20</b>	Drum Pump	20' hose
<b>PEK DEFCWM20</b>	Wall Pump	20' hose



**FACTORY DIRECT**

## INSULATED HEAT BLANKETS

The BlueDEF heat blanket utilizes an innovative heat spreading technology to warm, insulate, and protect Diesel Exhaust Fluid as well as dispensing equipment in cold weather conditions.

### Features

- Uniform, patented, heat spreading technology
- Protects DEF and pump assembly - prevents freezing
- Works on both metal and poly totes
- Unique design allows for easy access to dispensing system
- UV, wind and water resistant
- Certified to UL/CSA safety standards
- 120 volt and 12 volt options

Item Number	Size	Temp
<b>PEK DEFTH275BD*</b>	275 Gallon Insulated Blanket	-10°F
<b>PEK DEFTH330DB*</b>	330 Gallon Insulated Blanket	-10°F
<b>PEK DEFTH275BD-A*</b>	275 Gallon Insulated Blanket	-30°F
<b>PEK DEFTH330DB-A*</b>	330 Gallon Insulated Blanket	-30°F



# Heavy-Duty A/C Parts




## EXPANSION DEVICES

Item Number	OE No.	Description
<b>MRY 38880</b>	N83-308375	Freightliner
<b>MRY 38886</b>	1696846C2	International
<b>MRY 38679</b>	2501794C92	
<b>MRY 38729</b>	4379-RD5-5682-0	
<b>MRY 38641</b>	3548044C1	
<b>MRY 38901</b>	EA1065	Kenworth
<b>MRY 38879</b>	EA1090	
<b>MRY 38872</b>	EA1230	
<b>MRY 38901</b>	4379-RD5-6868-0	Mack
<b>MRY 38729</b>	4379-RD5-5382-0	
<b>MRY 38621</b>	3916657	Sterling
<b>MRY 38635</b>	E69Z-19D990A	
<b>MRY 38878</b>	3916657	Volvo
<b>MRY 38880</b>	3916182	
<b>MRY 38733</b>	60058-3201	
<b>MRY 38901</b>	EA1065	Peterbilt
<b>MRY 38654</b>	P93CAC3900-025	
<b>MRY 38635</b>	P93CAB2500-025	



## A/C CLUTCHES

Item Number	OE No.	Description
<b>MRY 47907</b>	N83-303002	Freightliner
<b>MRY 47960</b>	1818128C2	International
<b>MRY 47907</b>	1647566C91	
<b>MRY 47996</b>	6511-6010	Kenworth
<b>MRY 47907</b>	KA1410	
<b>MRY 47996</b>	6511-6010	Mack
<b>MRY 47996</b>	3916692	Volvo
<b>MRY 47907</b>	V1118116	
<b>MRY 47996</b>	18-02637	Peterbilt
<b>MRY 47907</b>	KA1410	




## A/C COMPRESSORS - T/CCI

Item Number	OE No.	Description
<b>MRY 57064</b> <i>(Reman)</i>	N83-304061	Freightliner
<b>MRY 58064</b>		
<b>MRY 68020</b>	N83-304101	
<b>MRY 57056</b> <i>(Reman)</i>	417888C92	International
<b>MRY 58056</b>		
<b>MRY 57064</b> <i>(Reman)</i>	2000820C91	
<b>MRY 58064</b>		
<b>MRY 68020</b>	LC1140	

## A/C COMPRESSORS - TCI

Item Number	OE No.	Description
<b>MRY 57064</b> <i>(Reman)</i>	LC2100	Kenworth
<b>MRY 58064</b> <i>(New)</i>		
<b>MRY 57056</b> <i>(Reman)</i>	LC2000	
<b>MRY 58056</b> <i>(New)</i>		
<b>MRY 68020</b>	LC1140	
<b>MRY 57064</b> <i>(Reman)</i>	LC2100	Peterbilt
<b>MRY 58064</b> <i>(Reman)</i>		
<b>MRY 57056</b> <i>(Reman)</i>	LC2000	
<b>MRY 58056</b> <i>(Reman)</i>		
<b>MRY 68020</b>	LC1140	



## A/C COMPRESSORS - SANDEN

Item Number	OE No.	Description
<b>MRY 58701</b>	206RD413M	Mack
<b>MRY 58546</b>	8164872	Volvo
<b>MRY 58701</b>	N83-304363	Freightliner



## A/C COMPRESSOR - FS10

Item Number	OE No.	Description
<b>MRY 58149</b>	F7LZ-19703AA	Sterling

# Heavy-Duty A/C Parts



## RECEIVER DRIERS

Item Number	OE No.	Description
<b>MRY 33470</b>	N83-319714	Freightliner
<b>MRY 33489</b>	N83-319624	
<b>MRY 33479</b>	N83-319614	
<b>MRY 33498</b>	20000821C1	International
<b>MRY 33537</b>	K251-521	Kenworth
<b>MRY 33530</b>	K251-566	
<b>MRY 33478</b>	K251-571	
<b>MRY 33542</b>	K251-263	
<b>MRY 33466</b>	221RD334	Mack
<b>MRY 33474</b>	221RD335	
<b>MRY 33049</b>	XC4H-19E647AA	Sterling
<b>MRY 33538</b>	8085531	Volvo
<b>MRY 33537</b>	18-03076	Peterbilt
<b>MRY 33352</b>	18-04171	
<b>MRY 33221</b>	18-03837	


## RELAYS & RESISTORS

Item Number	OE No.	Description
<b>MRY 36009</b>	VF2815F14	Freightliner
<b>MRY 36126</b>	N83-320250	
<b>MRY 36013</b>	VM2815F14	



## PRESSURE SWITCHES

Item Number	OE No.	Description
<b>MRY 36646</b>	N83-318109	Freightliner
<b>MRY 36491</b>	P93CAA3606-01	Peterbilt



## THERMOSTATIC SWITCHES

Item Number	OE No.	Description
<b>MRY 35863</b>	N83-323053/323040/ 323010/323020	Freightliner
<b>MRY 35845</b>	N83-323188	
<b>MRY 35856</b>	581691C1	International
<b>MRY 35863</b>	1699953C1	
<b>MRY 35845</b>	ZGG11048	
<b>MRY 35863</b>	BD1340/BD1105	Kenworth
<b>MRY 35845</b>	BA1345	
<b>MRY 35720</b>	BD1355	
<b>MRY 35863</b>	BD1065	Peterbilt
<b>MRY 35845</b>	BA1345	
<b>MRY 35720</b>	BD1355	

## SWIVEL HEAD DIGITAL THERMOMETER

- 180° swivel head makes display easier to read in tight places
- Sampling time is just one second
- For surface, liquid and air temperatures
- Range -58° to 302°F (-50° to 150°C)

**ROB 43230**



## PRESSURE GAUGES

- Manifold gauge with sight glass
- 48" red and blue and 72" yellow hoses
- Low and high side quick connect valves with shut-off knob

**INT MF134**



## R-134A FLEX FIT QUICK CONNECT/DISCONNECT VALVES


Built on to flexible hose for ease of use. Includes shut-off knob. Attaches to R-134a manifold service hoses.

**High Side**

**INT QFH4**

**Low Side**

**INT QFL3**



# Polarseal® II Hose & Couplings

## POLARSEAL® II HOSE & COUPLINGS

### Features advantages:

No crimper is needed to make assemblies. The specialized coupling and clamp combination is designed to be installed right on the equipment. Clamps are color coded for quick size identification: -6.  
Reduced barrier hose construction designed to be installed with PolarSeal® II couplings and clamp. Meets SA J2064 Type C, Class 1. For use with R12, R134A and R22 refrigerants.

### Recommended for:

AC systems for school/transit buses, RVs, limos and other heavy equipment that has long run or hard to service AC lines.




### POLARSEAL® II REFRIGERANT HOSE

Item Number	Description	Diameter
<b>GAT 85384</b>	6ACC-PSIIX50	5/16"
<b>GAT 85385</b>	8ACC-PSIIX50	13/32"
<b>GAT 85386</b>	10ACC-PSIIX50	1/2"
<b>GAT 85387</b>	12ACC-PSIIX50	5/8"



### CLAMP ASSEMBLIES

Item Number	Description	Diameter
<b>GAT G46995-0006</b>	#6 Hose	5/16"
<b>GAT G46995-0008</b>	#8 Hose	13/32"
<b>GAT G46995-0010</b>	#10 Hose	1/2"
<b>GAT G46995-0012</b>	#12 Hose	5/8"
<b>GAT G46995-0016</b>	#16 Hose	7/8"



### T SPLICER

Item Number	Diameter	Diameter
<b>GAT G46539-0808</b>	13/32"	13/32"
<b>GAT G46539-1010</b>	1/2"	1/2"
<b>GAT G46539-1212</b>	5/8"	5/8"



### Y SPLICER

Item Number	Diameter	Diameter
<b>GAT G46542-0808</b>	13/32"	13/32"
<b>GAT G46542-1010</b>	1/2"	1/2"
<b>GAT G46542-1212</b>	5/8"	5/8"

### POLARSEAL® II PLIERS NJ

**GAT 77951**



### POLARSEAL® II PLIERS SJ

**GAT 77952**




### POLARSEAL® II PLIERS RATCHET

**GAT 77953**



### MALE O-RING (MOR)

Item Number	Diameter	Thread Size
<b>GAT G46583-0606</b>	5/16"	5/8-18
<b>GAT G46583-0806</b>	13/32"	5/8-18
<b>GAT G46583-0808</b>	13/32"	3/4-16
<b>GAT G46583-1010</b>	1/2"	7/8-14
<b>GAT G46583-1210</b>	5/8"	7/8-14
<b>GAT G46583-1212</b>	5/8"	1-1/16-14



### MALE O-RING (MOR) - 90°

Item Number	Diameter	Thread Size
<b>GAT G46585-0606</b>	5/16"	5/8-18
<b>GAT G46585-0806</b>	13/32"	5/8-18
<b>GAT G46585-0808</b>	13/32"	3/4-16
<b>GAT G46585-1210</b>	5/8"	7/8-14
<b>GAT G46585-1212</b>	5/8"	1-1/16-14




# Polarseal® II Hose & Couplings




## MALE INSERT O-RING (MIO) BULKHEAD

Item Number	Diameter	Thread Size
GAT G46600-0606	5/16"	5/8-18
GAT G46600-1010	1/2"	7/8-14



## STRAIGHT FEMALE O-RING (FOR) WITH SWITCH OR SERVICE PORT

Item Number	Diameter	Thread Size
GAT G46588-1212L	5/8"	1-1/16-14



## FEMALE O-RING (FOR) WITH SWITCH OR SERVICE PORT - 90°

Item Number	Diameter	Thread Size
GAT G46589-0808H	13/32"	3/4-16
GAT G46589-0808P	13/32"	3/4-16
GAT G46589-1008H	1/2"	3/4-16
GAT G46589-1010L	1/2"	7/8-14
GAT G46589-1210L	3/4"	7/8-14
GAT G46589-1212M	3/4"	1-1/16-14



## STRAIGHT FEMALE O-RING

Item Number	Diameter	Thread Size
GAT G46590-0606	5/16"	5/8-18
GAT G46590-0608	5/16"	3/4-16
GAT G46590-1010	1/2"	7/8-14




## FEMALE O-RING (FOR) - 45°

Item Number	Diameter	Thread Size
GAT G46591-0606	5/16"	5/8-18
GAT G46591-0808	13/32"	3/4-16
GAT G46591-1008	1/2"	3/4-16
GAT G46591-1210	5/8"	7/8-14



## FEMALE O-RING (FOR) - 90°

Item Number	Diameter	Thread Size
GAT G46592-0606	5/16"	5/8-18
GAT G46592-0608	5/16"	3/4-16
GAT G46592-0806	13/32"	5/8-18
GAT G46592-0808	13/32"	3/4-16
GAT G46592-1008	1/2"	3/4-16
GAT G46592-1010	1/2"	7/8-14
GAT G46592-1210	5/8"	7/8-14
GAT G46592-1212	5/8"	1-1/16-14



## SPLICER WITH SWITCH OR SERVICE PORT

Item Number	Diameter	Diameter
GAT G46956-0808H	13/32"	13/32"
GAT G46956-1010H	1/2"	1/2"
GAT G46956-1010L	1/2"	1/2"
GAT G46956-1010P	1/2"	1/2"
GAT G46956-1212L	5/8"	5/8"



PILOT BEARINGS

- BCA 204FF '60 - '97 Ford Passenger
- BCA 206FF '85 - '04 Ford, Chevy, GMC and Chrysler
- BCA 306SS Heavy-Duty Truck
- BCA 306SSL Off-Road Vehicle



SHIFT AXLE MOTORS

- '91 - '84 Ford, GM, IHC Shift Motor  
SMN SW404
- '79 - '60 MD, HD, TRK Shift Motor  
SMN SW402

- Gasket Set  
MRY 24011




TERMINAL BLOCK SWITCHES

- BWD S481

TWO-SPEED AXLE PUSH-PULL SWITCH

- BWD S480
- Connector Harness  
BWD PT192



PRECISION HEAVY-DUTY U-JOINTS

Precision U-Joints combine advanced engineering, superior materials and world class manufacturing quality for unsurpassed performance and durability. All Precision U-joints are machined to meet or exceed original equipment standards. Each U-joint part is precision-ground to stringent tolerances with quality-control inspections at every step of the manufacturing process.

- Cold-formed bearing cups are case-hardened using state-of-the-art manufacturing processes
- Cross trunnions feature large grease reservoirs for optimal grease distribution

Item Number	Spicer #	Spicer OE Series	Bearing Diameter Capacity	U-Joint Cross	U-Joint Length
PRE 333	5-279X	1610	1-7/8"	5-5/16"	
PRE 334	5-280X	1710	1-15/16"	6-3/32"	
PRE 338	5-103X	1000	15/16"	1-1/2"	
PRE 381	5-281X	1810	1-15/16"	7-35/64"	
PRE 475	5-674X	1610	1-7/8"	5-5/16"	5-5/16"
PRE 476	5-675X	1710	1-15/16"	6-3/32"	6-3/16"
PRE 477	5-677X	1760	1-15/16"	7"	7-3/32"
PRE 478	5-676X	1810	1-15/16"	7-35/64"	7-41/64"



SPICER U-JOINT SERVICE SET

Used to separate 1600 thru 1880 series Spicer Universal Joints while on the vehicle. Also used to remove the cross and bearings from the yoke. Once the No. 7057 press has been assembled to the U-Joint, disassembly of the joint can be completed with ease. The puller's forcing screw exerts a downward force on the bridge plate, while the puller's legs create a force in an upward direction. The counter acting force of the puller's legs lift the cross assembly. As the cross assembly is forced up, the bearing is forced out of the yoke assembly.

Services: Spicer 1600/1610 - 1800 Series, Rockwell 16N, 17N, 18N, 1710 Series

OTC 7057

# Center Support



## DRIVE SHAFT CENTER SUPPORT BEARINGS

- Designed to meet or exceed OE specifications
- Heavy gauged, cold formed steel increases shock load strength resulting in increased durability and service life
- Absorbs driveshaft vibration and ensures extended noise free operation
- Two double-lipped nitrile composite seals prevent grease leakage and protects from dirt and contaminants
- Lifetime lubrication maintenance free performance
- Slingers guard the seal against stone and road debris to help ensure seal life

Item Number	Bore	Centerline	Bolt Holes	Slingers Supplied	Type
BCA HB106FF	1.2595"	1.95"	5.9"	-	2
BCA HB108	1.5748"	-	-	-	2
BCA HB206FF	1.1811"	3.5000"	-	-	1
BCA HBD206FF	1.1811"	1.9500"	5.9"	-	2
BCA HB88107A	1.3780"	2.2800"	6.6240"	-	2
BCA HB88107B	1.3780"	2.2300"	6.6"	230118 230121	2
BCA HB88107C*	1.3780"	2.2300"	6.6"	230118(2)	2
BCA HB88107E	1.3780"	2.2300"	6.6"	230141 230104 98-1473	2
BCA HB88508	1.5748"	2.4790"	6.6250"	-	2
BCA HB88508A	1.5748"	2.2800"	6.6250"	-	2
BCA HB88508AA	1.5748"	2.2800"	6.6250"	231004(2)	2
BCA HB88508AB	1.5748"	2.2800"	6.6250"	231004 231000	2
BCA HB88508B	1.5748"	2.4790"	6.6250"	230124 230209	2
BCA HB88508C	1.5748"	2.4790"	6.6250"	230207 230208	2
BCA HB88508E	1.5748"	2.4790"	6.6250"	230124(2)	2
BCA HB88509	1.7717"	2.7100"	7.6000"	-	2
BCA HB88509A	1.7717"	2.7100"	7.6000"	230151(2)	2
BCA HB88509C	1.7717"	2.7100"	7.6000"	230151 230363	2
BCA HB88510	1.9685"	2.8100"	7.6200"	230166(2)	2
BCA HB88512A	2.3622"	3.3700"	8.6300"	230746(2)	2
BCA HB88512AHD*	2.3622"	3.3700"	8.6300"	230746(2)	2
BCA HB88512AS*	2.3622"	3.3700"	8.6300"	230746(2)	2

Some numbers available by special order only.





# Clutch Applications Chart

## SACHS APPLICATION CHART

Clutch Kit	Year	Make	Model	Cyl.	Liter	Disc Dia.	Spline Dia.
<b>SAC K0514-01</b>	'07 - '03	CHEVROLET/GMC MEDIUM TRUCK	C40, C50, C55, C60, C65, C70, C75, KODIAK, TOPKICK	8	6.6,8.1		
	'07 - '02			6	7.2		
<b>SAC K70323-01</b>	'06 - '98	CHEVROLET/GMC MEDIUM TRUCK	C40, C50, C55, C60, C65, C70, C75, KODIAK, TOPKICK	6	7.2	14"	1-3/4"
	'05 - '01			8	8.1		
	'01 - '97			6	6.6		
<b>SAC K0513-01</b>	'05 - '03	CHEVROLET MEDIUM TRUCK	C40, C50, C55, C60, C65, C70, C75, KODIAK, TOPKICK	8	6.6, 8.1		
	'05 - '02			6	7.2		
<b>SAC K70324-01</b>	'02 - '98	CHEVROLET MEDIUM TRUCK	KODIAK	6	7.2	14"	1-3/4"
<b>SAC K31220-01</b>	'02 - '84	CHEVROLET/GMC MEDIUM TRUCK	TILTMASER W7000, W7	6	5.8	13-3/4"	1-1/2"
	'88 - '87			6	5.8		
<b>SAC K70322-01</b>	'01 - '98	CHEVROLET/GMC MEDIUM TRUCK	TILTMASER W4000,W4	4	3.9	11-3/4"	1-1/8"
<b>SAC K70321-01</b>	'01 - '98	CHEVROLET/GMC MEDIUM TRUCK	TILTMASER W4000, W7000, W4, FORWARD (ISUZU)	4	3.9	12-3/4"	1-1/2"
<b>SAC K70293-01</b>	'01 - '97	CHEVROLET/GMC MEDIUM TRUCK	C40, C50, C55, C60, C65, C70, C75, KODIAK, TOPKICK	6	6.6, 7.2	13"	1-1/2"
	'01 - '94			8	7.0,7.4		
<b>SAC K70320-03</b>	'98	CHEVROLET MEDIUM TRUCK	TILTMASER W4000	4	3.9		
<b>SAC K1919-04</b>	'98 - '90	CHEVROLET/GMC MEDIUM TRUCK	C40, C50, C55, C60, C65, C70, C75, KODIAK, TOPKICK	8	6.0	13"	1-1/2"
	'93 - '90			8	7.0		
<b>SAC K1919-05</b>	'98 - '90	CHEVROLET/GMC MEDIUM TRUCK	C40, C50, C55, C60, C65, C70, C75, KODIAK, TOPKICK	8	6.0	13"	1-1/2"
	'98 - '90			8	7.0		
<b>SAC K1882-03</b>	'98 - '90	CHEVROLET/GMC MEDIUM TRUCK	C40, C50, C55, C60, C65, C70, C75, KODIAK, TOPKICK	8	6.0,7.0	13"	1-1/2"
<b>SAC K1882-04</b>	'98 - '90	CHEVROLET/GMC MEDIUM TRUCK	C40, C50, C55, C60, C65, C70, C75, KODIAK, TOPKICK	8	6.0	13"	1-1/2"
	'93 - '90			8	7.0		
<b>SAC K70320-02</b>	'97 - '91	CHEVROLET/GMC MEDIUM TRUCK	TILTMASER W4000, W4	4	3.9	11-3/4"	1-1/8"
<b>SAC K70324-01</b>	'96 - '90	CHEVROLET/GMC MEDIUM TRUCK	C40, C50, C55, C60, C65, C70, C75, KODIAK, TOPKICK	6	6.6	14"	1-3/4"
<b>SAC K1882-01</b>	'93 - '90	CHEVROLET/GMC MEDIUM TRUCK	C40, C50, C55, C60, C65, C70, C75, KODIAK, TOPKICK	8	5.7	13"	1-1/2"
	'89 - '85			8	6.0, 7.0		
<b>SAC K1882-02</b>	'93 - '90	CHEVROLET/GMC MEDIUM TRUCK	C40, C50, C55, C60, C65, C70, C75, KODIAK, TOPKICK	8	5.7	13"	1-1/2"
	'89 - '85			8	6.0,7.0		
<b>SAC K1919-01</b>	'93 - '90	CHEVROLET/GMC MEDIUM TRUCK	C40, C50, C55, C60, C65, C70, C75, KODIAK, TOPKICK	8	5.7		
	'89 - '63			6	4.8		
	'89 - '63			8	5.7,6.0		
	84-65			8	7.0		
<b>SAC K70320-01</b>	'90 - '87	CHEVROLET/GMC MEDIUM TRUCK	TILTMASER W4000, W4	4	3.9	11-3/4"	1"
<b>SAC PC1909-02</b>	'89 - '63	CHEVROLET/GMC MEDIUM TRUCK	C40, C50, C55, C60, C65, C70, C75, KODIAK, TOPKICK	6	4.8	12"	1-1/8"
	'89 - '63			8	5.7		
<b>SAC K1909-02</b>	'89 - '63	CHEVROLET/GMC MEDIUM TRUCK	C40, C50, C55, C60, C65, C70, C75, KODIAK, TOPKICK	6	4.8	12"	1-1/8"
	'89 - '63			8	5.7		
<b>SAC K1909-02CB</b>	'89 - '63	CHEVROLET/GMC MEDIUM TRUCK	C40, C50, C55, C60, C65, C70, C75, KODIAK, TOPKICK	6	4.8	12"	1-1/8"
	'89 - '63			8	5.7		
<b>SAC K1909-02HD</b>	'89 - '63	CHEVROLET/GMC MEDIUM TRUCK	C40, C50, C55, C60, C65, C70, C75, KODIAK, TOPKICK	6	4.8	12"	1-1/8"
	'89 - '63			8	5.7		
<b>SAC K1862-01CB</b>	'89 - '63	CHEVROLET/GMC MEDIUM TRUCK	C40, C50, C55, C60, C65, C70, C75, KODIAK, TOPKICK	6	4.8	12"	1-1/8"
	'89 - '63			8	5.7		
<b>SAC K1862-01</b>	'89 - '63	CHEVROLET/GMC MEDIUM TRUCK	C40, C50, C55, C60, C65, C70, C75, KODIAK, TOPKICK	6	4.8	12"	1-1/8"
	'89 - '63			8	5.7		

# Clutch Applications Chart

## SACHS APPLICATION CHART

Clutch Kit	Year	Make	Model	Cyl.	Liter	Disc Dia.	Spline Dia.
<b>SAC K1866-03</b>	'89 - '63	CHEVROLET/GMC MEDIUM TRUCK	C40, C50, C55, C60, C65, C70, C75, KODIAK, TOPKICK	6	4.8	13"	1-1/2"
	'89 - '63			8	5.7,6.0,7.0		
	'72 - '62			8	5.4,5.7,6.7		
<b>SAC K1866-01</b>	'89 - '63	CHEVROLET/GMC MEDIUM TRUCK	C40, C50, C55, C60, C65, C70, C75, KODIAK, TOPKICK	6	4.8	13"	1-1/2"
	'89 - '63			8	5.7, 6.0		
	'84 - '65			8	7.0		
	'72 - '62			8	5.4, 5.7, 6.7		
	'61 - '56			8	ALL		
	'89 - '80			8	6.0, 7.0		
<b>SAC K1919-20</b>	'89 - '63	CHEVROLET/GMC MEDIUM TRUCK	C40, C50, C55, C60, C65, C70, C75, KODIAK, TOPKICK	6	4.8		
	'89 - '63			8	5.7,6.0		
	'84 - '65			8	7.0		
<b>SAC K32232-01</b>	'86 - '84	CHEVROLET/GMC MEDIUM TRUCK	TILTMASER W4000, W4	4	3.9		
<b>SAC K32232-02</b>	'86 - '84	CHEVROLET/GMC MEDIUM TRUCK	TILTMASER W4000, W4	4	3.9		
<b>SAC K1866-02</b>	'67 - '63	CHEVROLET/GMC MEDIUM TRUCK	C40, C50, C55, C60, C65, C70, C75, KODIAK, TOPKICK	4	3.5	13"	1-1/2"
<b>SAC K1866-04</b>	'67 - '63	CHEVROLET/GMC MEDIUM TRUCK	C40, C50, C55, C60, C65, C70, C75, KODIAK, TOPKICK	4	3.5	13"	1-1/2"
<b>SAC K1866-07</b>	'82 - '67	DODGE MEDIUM TRUCK	400, 500 SERIES	8	5.2,5.9		
<b>SAC K70431-01</b>	'07 - '99	FORD TRUCK & BUS - MEDIUM & HEAVY-DUTY	400, 450, 500, 550, 600, 700, 750, 800, 900, 1000 SERIES	10	6.8	12"	1-1/4"
<b>SAC K70432-01</b>	'07 - '03	FORD TRUCK & BUS - MEDIUM & HEAVY-DUTY	400, 450, 500, 550, 600, 700, 750, 800, 900, 1000 SERIES	8	6.0	13"	1-3/8"
<b>SAC K70241-01</b>	'03 - '99	FORD TRUCK & BUS - MEDIUM & HEAVY-DUTY	400, 450, 500, 550, 600, 700, 750, 800, 900, 1000 SERIES	8	7.3	13"	1-3/8"
<b>SAC K70241-01CB</b>	'03 - '99	FORD TRUCK & BUS - MEDIUM & HEAVY-DUTY	400, 450, 500, 550, 600, 700, 750, 800, 900, 1000 SERIES	8	7.3	13"	1-3/8"
<b>SAC K70241-01HD</b>	'03 - '99	FORD TRUCK & BUS - MEDIUM & HEAVY-DUTY	400, 450, 500, 550, 600, 700, 750, 800, 900, 1000 SERIES	8	7.3	13"	1-3/8"
<b>SAC K70323-01</b>	'99 - '92	FORD TRUCK & BUS - MEDIUM & HEAVY-DUTY	400, 450, 500, 550, 600, 700, 750, 800, 900, 1000 SERIES	6	ALL	14"	1-3/4"
<b>SAC K70263-01</b>	'98 - '94	FORD TRUCK & BUS - MEDIUM & HEAVY-DUTY	400, 450, 500, 550, 600, 700, 750, 800, 900, 1000 SERIES	8	7.3	13"	1-1/4"
<b>SAC K70263-01CB</b>	'98 - '94	FORD TRUCK & BUS - MEDIUM & HEAVY-DUTY	400, 450, 500, 550, 600, 700, 750, 800, 900, 1000 SERIES	8	7.3	13"	1-1/4"
<b>SAC K70263-01HD</b>	'98 - '94	FORD TRUCK & BUS - MEDIUM & HEAVY-DUTY	400, 450, 500, 550, 600, 700, 750, 800, 900, 1000 SERIES	8	7.3	13"	1-1/4"
<b>SAC K0511-01</b>	'98 - '93	FORD TRUCK & BUS - MEDIUM & HEAVY-DUTY	400, 450, 500, 550, 600, 700, 750, 800, 900, 1000 SERIES	8	7.0		
<b>SAC K70100-04</b>	'94 - '87	FORD TRUCK & BUS - MEDIUM & HEAVY-DUTY	400, 450, 500, 550, 600, 700, 750, 800, 900, 1000 SERIES	8	7.3	12"	1-1/4"
<b>SAC K70244-01</b>	'94 - '87	FORD TRUCK & BUS - MEDIUM & HEAVY-DUTY	400, 450, 500, 550, 600, 700, 750, 800, 900, 1000 SERIES	8	7.3	12"	1-1/4"
<b>SAC K70244-01CB</b>	'94 - '87	FORD TRUCK & BUS - MEDIUM & HEAVY-DUTY	400, 450, 500, 550, 600, 700, 750, 800, 900, 1000 SERIES	8	7.3	12"	1-1/4"
<b>SAC K70244-01HD</b>	'94 - '87	FORD TRUCK & BUS - MEDIUM & HEAVY-DUTY	400, 450, 500, 550, 600, 700, 750, 800, 900, 1000 SERIES	8	7.3	12"	1-1/4"

# Clutch Applications Chart

## SACHS APPLICATION CHART

Clutch Kit	Year	Make	Model	Cyl.	Liter	Disc Dia.	Spline Dia.
<b>SAC K0386-02</b>	'93 - '79	FORD TRUCK & BUS - MEDIUM & HEAVY-DUTY	400, 450, 500, 550, 600, 700, 750, 800, 900, 1000 SERIES	8	6.1, 7.0	13"	1 3/8"
	'86 - '55			8	5.4, 5.9		
	'84 - '63			8	7.7		
	'82 - '79			8	6.0		
	'79 - '64			8	6.4		
	'76 - '66			6	4.9		
<b>SAC K1919-03</b>	'93 - '79	FORD TRUCK & BUS - MEDIUM & HEAVY-DUTY	400, 450, 500, 550, 600, 700, 750, 800, 900, 1000 SERIES	8	6.1, 7.0	13"	1 3/8"
	'86 - '55			8	5.4, 5.9		
	'84 - '63			8	7.7		
	'82 - '79			8	6.0		
	'79 - '64			8	6.4		
	'76 - '66			6	4.9		
<b>SAC K1919-03CB</b>	'93 - '79	FORD TRUCK & BUS - MEDIUM & HEAVY-DUTY	400, 450, 500, 550, 600, 700, 750, 800, 900, 1000 SERIES	8	6.1, 7.0	13"	1 3/8"
	'86 - '55			8	5.4, 5.9		
	'84 - '63			8	7.7		
	'82 - '79			8	6.0		
	'79 - '64			8	6.4		
	'76 - '66			6	4.9		
<b>SAC K70100-02</b>	'92 - '87	FORD TRUCK & BUS - MEDIUM & HEAVY-DUTY	400, 450, 500, 550, 600, 700, 750, 800, 900, 1000 SERIES	8	7.3	12"	1 1/4"
<b>SAC K0386-02CB</b>	'84 - '63	FORD TRUCK & BUS - MEDIUM & HEAVY-DUTY	400, 450, 500, 550, 600, 700, 750, 800, 900, 1000 SERIES	8	6.1, 7.0	13"	1 3/8"
	'84 - '63			8	5.4, 5.9		
	'84 - '63			8	6.0, 6.4, 7.7		
	'84 - '63			6	4.9		
<b>SAC K0162-03</b>	'76 - '55	FORD TRUCK & BUS - MEDIUM & HEAVY-DUTY	400, 450, 500, 550, 600, 700, 750, 800, 900, 1000 SERIES	6	3.6	11"	1 3/8"
	'63 - '62			4	3.6		
<b>SAC K70200-01*</b>	'89 - '80	GMC MEDIUM TRUCK	C40, C50, C60, C70	8	6.0		
<b>SAC K34451-01</b>	'94 - '93	HINO TRUCK	FB14, FD16, FE16, FE17, FF17, FF19, FG17, SG23	8	7.3	11 3/4"	1 1/2"
	'88 - '87			4	3.9		
<b>SAC K31230-01</b>	'88 - '85	HINO TRUCK	FB14, FD16, FE16, FE17, FF17, FF19, FG17, SG23	6	6.7	13 3/4"	1 3/4"
<b>SAC K31981-01</b>	'88 - '86	HINO TRUCK	FB14, FD16, FE16, FE17, FF17, FF19, FG17, SG23	6	6.5	15"	1 3/4"
<b>SAC K31992-01</b>	'88 - '85		FB14, FD16, FE16, FE17, FF17, FF19, FG17, SG23	6	6.0	12 3/4"	1 1/2"
<b>SAC K70321-01</b>	'01 - '98	ISUZU MEDIUM TRUCK	NPR	4	3.9	12 3/4"	1 1/2"
<b>SAC K70322-01</b>	'01 - '98	ISUZU MEDIUM TRUCK	NPR	4	3.9	11 3/4"	1 1/8"
<b>SAC K70320-03</b>	'99 - '95	ISUZU MEDIUM TRUCK	NPR	4	3.9		
<b>SAC K70320-02</b>	'97 - '90	ISUZU MEDIUM TRUCK	NPR	4	3.9	11 3/4"	1 1/8"
	'91 - '90		FSR, FTR	6	5.8		
<b>SAC K31220-01</b>	'95 - '90	ISUZU MEDIUM TRUCK	NPR	4	3.9	13 3/4"	1 1/2"
	'91 - '90	ISUZU MEDIUM TRUCK	FSR, FTR	6	5.8		
<b>SAC K70320-01</b>	'90 - '86	ISUZU MEDIUM TRUCK	NPR	4	3.9	11 3/4"	1"
<b>SAC K32231-01*</b>	'90 - '84	ISUZU MEDIUM TRUCK	NPR	4	3.9	10 7/8"	1"
<b>SAC K32231-02*</b>	'86 - '84	ISUZU MEDIUM TRUCK	NPR	4	3.9	10 7/8"	1"
<b>SAC K70323-01</b>	'06 - '97	VOLVO TRUCK	FE SERIES	6	7.2	14"	1 3/4"

**FACTORY  
DIRECT**



# Heavy-Duty Clutch Tools & Accessories



## 500 LB. CAPACITY CLUTCH JACK WITH FLYWHEEL ADAPTERS

- Handles 14" - 15-1/2" clutch assembly
- 1-3/4" and 2" spline rotates 360°, adjusts sideways and vertically for precise clutch alignment
- Conveniently located release valve and 360° rotating pump handle allows precise alignment
- Four swivel casters maneuver jack with ease

**BLK BH7450**



## SPICER® CLUTCH ADJUSTING WRENCH

An easy-to-use wrench for internal adjustment of Spicer® angle-spring and multiple lever clutches.

**OTC 7028**



## INPUT SHAFT ALIGNMENT TOOL

Works on manual and electronic shift transmissions in heavy-duty trucks with 1-3/4" and 2" splined shafts. Tool is inserted through the inspection plate and onto the input shaft between the clutch brake and clutch forks. Tabs on spring loaded tool fit securely between splines to avoid damaging shaft. Spring action adjusts to fit spline snugly. Align transmission by turning the shaft to line up with the clutch brake. Allows job to be done by a single technician.

**LIS 41270**



## SELF-ADJUSTING CLUTCH ROTATING TOOL

This handy tool replaces the self-adjuster mechanism on Spicer® self-adjusting clutches, allowing you to manually adjust them with a wrench or socket.

- 3/4" hex drive

**OTC 5044**



## TRUCK CLUTCH ALIGNMENT SHAFTS

These 10-spline clutch alignment shafts are available in the three most popular sizes: 1-1/2", 1-3/4", 2" O.D., and are designed for use on heavy-duty single, two-plate, push/pull, manual, and self-adjust clutches.

Item Number	Application
<b>OTC 5070</b>	Truck clutch alignment shaft. 1-1/2" O.D., 30mm pilot.
<b>OTC 7072A</b>	Truck clutch alignment shaft. 1-1/2" O.D., 1" pilot, 10 splines, 3.25" long. Similar to Ford 308-D001 (D79T-7550-A).
<b>OTC 7073A</b>	Truck clutch alignment shaft. 1-3/4" O.D., 1-1/4" pilot. Similar to Ford 308-D002 (D79T-7550-B).
<b>OTC 7074A</b>	Truck clutch alignment shaft. 2" O.D., 1-1/4" pilot. 10 splines, 3.6" long. Similar to Ford 308-D003 (D79T-7550-C).
<b>OTC 7480</b>	Truck clutch alignment shaft. 1-3/4" O.D., 1" pilot. Similar to Ford 308-D010 (D93T-7550-A).
<b>OTC 5029*</b>	Clutch alignment shaft. 2" O.D., 1-1/4" pilot. 10 splines, 7.3" long. Similar to Ford 308-D011 (D93T-7550-B).
<b>OTC 5030*</b>	Clutch alignment shaft. 1-3/4" O.D., 1-1/4" pilot. Similar to Ford 308-D012 (D93T-7550-C). Wt., 13 oz.

**FACTORY DIRECT**



**FACTORY DIRECT**

## CLUTCH SERVICE SET

Designed for Spicer® heavy-duty clutches, the nine tools in this set help with a variety of jobs, from clutch installation and removal to flywheel drive-pin installation to clutch adjustment. Blow molded storage case included.

### Includes

- OTC 5044\* Self-adjust clutch rotating tool. Rotates adjusting ring.
- OTC 5045\* Flywheel drive pin installing tool. Aligns and installs drive pins in 14" heavy-duty truck pot-type flywheels.
- OTC 7028\* Adjusting wrench. For internal adjustment of multiple lever and angle-spring clutches.
- OTC 7073A\* Clutch alignment tool. 1-3/4" O.D. Provides perfect fit to spline of clutch disc.
- OTC 7074A\* Clutch alignment tool. 2" O.D. Provides perfect fit to spline of clutch disc.

**OTC 5043** *Factory Direct*

*\*Tool is available separately by special order.*

# Suspension Products



### TRAILMOBILE EQUALIZER AND BUSHING ASSEMBLY

Item Number	Replaces Trailmobile	Assembly Contains
<b>BWP M2962</b>	3-A66-43	N/A
<b>BWP M1462</b>	For 3-1/2" wide spring suspension	1 M1464 Bushing 2 M1463 Bolt 1 M1454 Tab 2 M1455 Nut



### DELRIN LINER FOR LEAF SPRINGS

Item Number	Replaces Hutchens	Size	Model	App.
<b>BWP M2872</b>	7052-02 Fruehauf UC6632-2	2-7/8" x 8" x .043"	H7600 H7700 H7800	Single and Three Leaf Springs



### TOP PLATE FOR U-BOLTS

Item Number	Replaces Hutchens	Size	Model	App.
<b>BWP M2148</b>	7029-00	3" x 7.5"	H7600 H7700	Standard and Nohop axles



### HUTCHENS TORQUE ARM BUSHING ASSEMBLY

Item Number	Application	Assembly Contains
<b>BWP M2159</b>	Late Style Assembly H7700, CH7700, CH7800. Use M2159 as- sembly in place of old style, M1890 assembly	1 M2160 Bolt 2 M1888 Bushing 1 M2161 Nut



### HUTCHENS ADJUSTABLE TORQUE ROD

Item Number	Replaces Hutchens	Bushing	Bushing Assembly	Adjustable Length	Application
<b>BWP M2141</b>	713-02	M1888	M2159	14" to 18-1/2"	H7700 CH7700 CH7800



### HUTCHENS RIGID TORQUE ROD

Item Number	Replaces Hutchens	Bushing	Bushing Assembly	Length Center to Center	Application
<b>BWP M2144</b>	715-00	M1888	M2159	18-1/4"	H7700 CH7700 CH7800


Refer to BWP catalog for complete listings.

# Suspension Products



**HUTCHENS EQUALIZER ASSEMBLY - FABRICATED STEEL**

Item Number	Replaces Hutchens	Application
<b>BWP M2146</b>	750-03	H-7600, H-7700 H.D. fabricated steel includes M1452 bushing



**HUTCHENS EQUALIZER BUSHING ASSEMBLY**

Item Number	Application	Assembly Contains
<b>BWP M1451</b>	H-7600, H-770, CH-7700, CH-7800 Use with M2146, M2147	1 M1452 Bushing 2 M1453 Bolt 1 M1454 Lock 2 M1455 Nut

**HUTCHENS SPRING ROLLER ASSEMBLY**

Item Number	Replaces Hutchens	Application	Size
<b>BWP M2973</b>	759-00 Bolt 756-00 Tube 37-03 Nut	Use with M2146, M2147, M2879	4-3/4" x 5/8"-18 Thd.



**HUTCHENS BOLT KIT FOR EQUALIZERS**


Item Number	Application	Assembly Contains
<b>BWP M2975</b>	Hutchens H-7600 and H-7700 Suspensions	2 M1453 Bolt 2 M1455 Nut 1 M1454 Tab 2 M2973 Roller Assembly



**ROUND BEND U-BOLT KITS**

Item Number	Diameter	Leg Length	Between Legs	Thread Length	Thread	Application	Mat'l. Grade Equiv.
<b>BWP M1499</b>	7/8"	12"	3"	8"	7/8"-14	Tractor Trailer	5
<b>BWP M1492</b>		14"	3"				5
<b>BWP M1493</b>		18"	3"				5
<b>BWP M2796</b>		14"	3-1/2"				5
<b>BWP M1494</b>		14"	5"				5

All U-Bolt Kits contain: 2 U-Bolts, 4 Hi-Nuts. Refer to BWP catalog for complete listings.



Lighting &  
Mirrors

Safety Products &  
Warning Devices

Tractor & Trailer  
Accessories

Battery &  
Electrical

Brake &  
Wheel End

Engine &  
Cooling Systems

Driveline, Suspension  
& Alignment

Agriculture &  
Snow Plow Parts

Hydraulic Equipment,  
Hose & Couplers

Oil & Chemicals

Tools &  
Equipment



# Suspension Products



### REYCO EQUALIZER

Replaces Reyco T-5427. 21B, 22B, Suspensions. Use M2936 bushing assembly. Bushings not included. Using M2819 roller assembly.  
**BWP M1670**



### REYCO EQUALIZER BUSHING ASSEMBLY

Item Number	Application	Assembly Contains
<b>BWP M2936</b>	21B, 22B Suspensions Use with M1670 equalizer	2 M1719 Bushing 1 M1721 Shaft 2 M1720 Washer 2 M1770 Bolt 2 M1771 Washer



### FRUEHAUF RADIUS ROD BUSHING ASSEMBLY

Item Number	Assembly Contains	Application
<b>BWP M1803</b>	1 M1804 Bolt 2 M1818 Bushing 1 M1805 Washer 1 M2870 Washer 1 M1889 Nut	"F" Suspensions Use with M2151 and M2152



### FRUEHAUF FABRICATED EQUALIZER

Late F2 suspension. Use M1806 bushing assembly.  
**BWP M2884**  
Refer to BWP catalog for complete listings.



### FRUEHAUF RADIUS ROD - ADJUSTABLE

Item Number	Replaces Fruehauf	Application
<b>BWP M2151</b>	UXA-000027-001 bushings not included	"F" suspensions 14-11/16" to 16-7/16" adjustable length. Uses M1818 bushing and M1803 assembly



### FRUEHAUF RADIUS ROD - FIXED

Item Number	Replaces Fruehauf	Application
<b>BWP M2152</b>	UXA-000026 bushings not included	"F" suspensions 15-1/2" ctr. to ctr. fixed length. Uses M1818 bushing and M1803 assembly



### FRUEHAUF EQUALIZER BUSHING ASSEMBLY

Item Number	Application	Assembly Contains
<b>BWP M1806</b>	"F" Suspensions Use with M2159 and M2884 equalizers	1 M1807 Bolt 2 M1808 Bushing 1 M1809 Washer 1 M2869 Washer 1 M1889 Nut

# Suspension Products



## HEAVY-DUTY SHOCKS

### Magnum 65

Application-engineered for Class 6 to 8 vehicles. The Monroe® Gas-Magnum® 65 shock absorber is a large-bore shock specifically designed for air spring and taper leaf suspensions. Its nitrogen gas charge provides the fast response essential for heavy truck suspension systems. Its extra-large piston bore is engineered to handle the demands of high mileage and severe use.

<b>MON 65101</b> <i>Peterbilt</i>	<b>MON 65402</b> <i>Peterbilt</i>
<b>MON 65102</b> <i>Ford/Kenworth</i>	<b>MON 65404</b> <i>Kenworth</i>
<b>MON 65103</b> <i>Volvo/White/GMC</i>	<b>MON 65408</b> <i>Freightliner</i>
<b>MON 65105</b> <i>Volvo/White/GMC</i>	<b>MON 65409</b> <i>IH/Navistar</i>

### Magnum 60

Application-engineered for Class 3 to 6 vehicles. The Monroe® Gas-Magnum® 60 shock absorber is gas-charged for quicker response and a stable, more comfortable ride. Replacing worn-out units with hard-working Gas-Magnum 60 shocks can help reduce excessive vibration. The result can be better tire life, less downtime and a lower cost per mile.

<b>MON 66833</b> <i>Ford Truck</i>	<b>MON 66637</b> <i>GM HD</i>
<b>MON 66893</b> <i>Freightliner</i>	<b>MON 66861</b> <i>Ford/IHC</i>
<b>MON 66628</b> <i>GM HD</i>	<b>MON 66913</b> <i>GM HD</i>
<b>MON 66923</b> <i>IH/Navistar</i>	<b>MON 66605</b> <i>GM HD/IHC/ISU</i>

### Magnum 70

<b>MON 74028</b> <i>Various Bus/Truck</i>	<b>MON 74001</b> <i>Blue, Chevy, GMC, Mack</i>
<b>MON 74409</b> <i>Kenworth/Peterbilt</i>	<b>MON 74025</b> <i>HD Truck/Bus</i>
<b>MON 74425</b> <i>Freightliner</i>	

### Magnum 55

<b>MON 557001</b> <i>'88 - '04 Ford Motorhome</i>
<b>MON 557003</b> <i>'73 - '03 GM Motorhome</i>
<b>MON 557004</b> <i>'73 - '03 GM Motorhome</i>
<b>MON 557007</b> <i>'99 - '04 GM Motorhome</i>

## RAPID DUMP VALVE


Pilot-operated, three way valve for rapid air exhaust from air suspensions. Air suspension dump valve (4) 1/8" ports, 1/4" mgt. hole diameter.

**TMI 91-8318**



## AIR SPRING INTERCHANGE LISTING

Item Number	Firestone No.	Goodyear No.	Batco No.	Euclid No.	Leland No.
<b>BWP M3512</b>	9069	1R12-069	10-99069	E-FS9069	SC-2034
<b>BWP M3513</b>	9082	1R12-092	10-99082	E-FS9082	SC-2035
<b>BWP M3522</b>	9213	1R12-090	10-99213	E-FS9213	SC-2048
<b>BWP M3525</b>	9422	1R11-028	10-99422	E-FS9422	SC-2050
<b>BWP M3550</b>	9780	1R12-303	10-99780	E-FS9780	-
<b>BWP M3542</b>	9270	IR12-077	10-99270	E-FS9270	-
<b>BWP M3511</b>	9039	IR12-095	10-99039	E-FS9039	SC-2033
<b>BWP M3517</b>	9121	IR13-039	10-99121	E-FS9121	SC-2040
<b>BWP M3560</b>	8709	IR13-159	10-98709	E-FS8709	-
<b>BWP M3508</b>	7410	2B12-406	10-97410	E-FS7410	SC-2023



## Recreational Vehicle

<b>MON 555001</b> <i>Travel Trailer (Dexter Axle)</i>
<b>MON 555010</b> <i>'92 - '04 Ford Motorhome</i>
<b>MON 555032</b> <i>'92 - '04 Ford Motorhome</i>
<b>MON 555033</b> <i>'75 - '91 Ford Motorhome</i>

## Severe Service

<b>MON 550010</b> <i>'83 - '02 Crown Vic (front)</i>
<b>MON 550011</b> <i>'83 - '02 Crown Vic (rear)</i>
<b>MON 550018</b> <i>'92 - '04 Ford F/S Van (rear)</i>
<b>MON 553001</b> <i>'03 - '05 Crown Vic (front)</i>
<b>MON 550012</b> <i>'83 - '95 Chevy Caprice (front)</i>
<b>MON 550013</b> <i>'83 - '95 Chevy Caprice (rear)</i>

See Monroe Heavy-Duty Shock Catalog for complete listing and specifications.



## CAB SHOCKS

Application-engineered for today's cab suspensions. The Monroe® Gas-Magnum® Cab Shock isolates the cab from the frame, offering a smoother, more comfortable ride. Specifically designed for heavy-duty cab suspension, the gas-charged Monroe Gas-Magnum Cab Shock utilizes patented groove tube technology and velocity-sensitive valving.

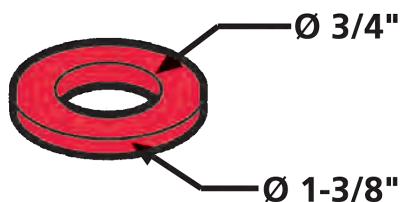
<b>MON 66104</b> <i>Kenworth/Mack/Peterbilt</i>	<b>MON 66147</b> <i>Freightliner</i>
<b>MON 66123</b> <i>Volvo/White/GMC</i>	<b>MON 66157</b> <i>IH/Navistar</i>
<b>MON 66143</b> <i>Mack</i>	<b>MON 66159</b> <i>IH/Navistar</i>
<b>MON 66145</b> <i>Peterbilt</i>	<b>MON 66118</b> <i>Freightliner</i>

## AIR BAG LEVELING VALVE

**BBH RB90054007**

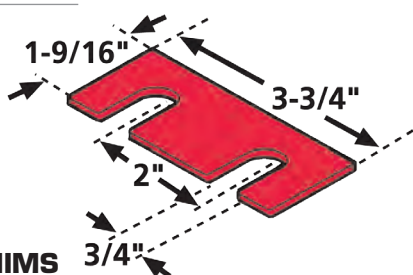


# Heavy-Duty Truck Shims



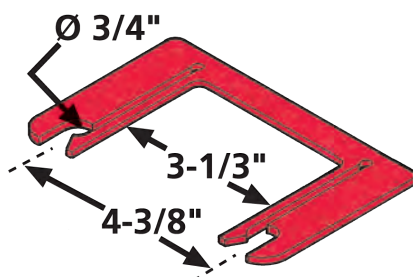
## KENWORTH AIR GLIDE SPACERS FOR "EIGHT BAGGERS"

SPP 35001 1/32"  
SPP 35002 1/16"  
SPP 35003 1/8"  
SPP 35004 1/4"  
SPP 35005 1/2"  
SPP 35006 3/4"



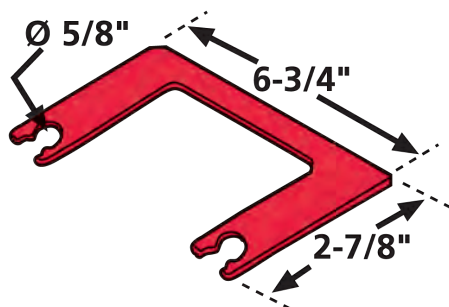
## FREIGHTLINER ADJUSTING SHIMS

SPP 35020 1/32"  
SPP 35021 1/16"  
SPP 35022 1/8"



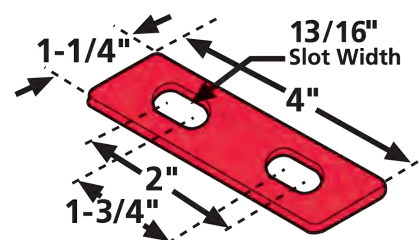
## VOLVO/WHITE TANDEM SHIMS

SPP 35030 1/32"  
SPP 35031 1/16"  
SPP 35032 1/8"



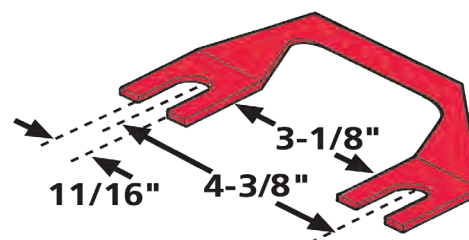
## FREIGHTLINER SHIMS FOR AIR GLIDE SUSPENSION

SPP 35070 1/32"



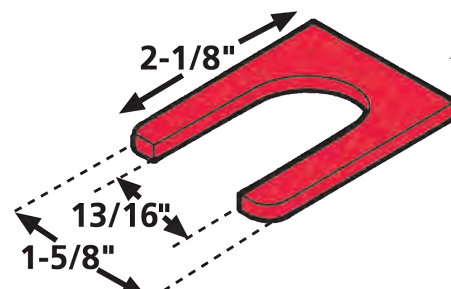
## PETERBILT AIR LEAF ADJUSTING SHIMS

SPP 35010 1/32"  
SPP 35011 1/16"  
SPP 35012 1/8"



## I.H.C. TORQUE ARM SHIMS

SPP 35040 1/32"  
SPP 35041 1/16"  
SPP 35042 1/8"



## SINGLE SLOT TANDEM TRUCK SHIMS

SPP 35060 1/32"  
SPP 35061 1/16"  
SPP 35062 1/8"

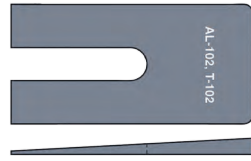
## CAMBER/CASTER HD ALIGNMENT SLEEVES FOR FORD F450 AND F550

SPP 23231 1/4°  
SPP 23232 1/2°  
SPP 23233 3/4°  
SPP 23234 1°  
SPP 23235 1-1/4°  
SPP 23236 1-1/2°  
SPP 23237 1-3/4°  
SPP 23238 2°  
SPP 23239 0°





# Truck Axle Shims & Tire Products




## TRUCK AXLE SHIMS

Manganese Bronze Part No.	Aluminum Alloy Part No.	Width	Degree	Length
<b>SPP 10705</b>	AL10705	4"	1/2°	6-1/2"
<b>SPP 10714</b>	AL1071	4"	1°	6-1/2"
<b>SPP 10724</b>	10722	4"	1-1/2°	6-1/2"
<b>SPP 10734</b>	10732	4"	2°	6-1/2"
<b>SPP 10744</b>	10734	4"	2-1/2°	6-1/2"
<b>SPP 10754</b>	AL1075	4"	3°	6-1/2"
<b>SPP 10764</b>	10762	4"	3-1/2°	6-1/2"
<b>SPP 10774</b>	10772	4"	4°	6-1/2"
<b>SPP 10782</b>	10792	4"	5°	6-1/2"


## HENDRICKSON WALKING BEAM SHIMS

**SPP 36080**  
**SPP 36085**



## HD ZINC ALLOY SHIMS

Item Number	Width	Degree Taper
<b>SPP 84199</b>	2-1/4" - 2-1/2"	1/2°
<b>SPP 84299</b>	2-1/4" - 2-1/2"	1°
<b>SPP 84399</b>	2-1/4" - 2-1/2"	1-1/2°
<b>SPP 84499</b>	2-1/4" - 2-1/2"	2°
<b>SPP 84599</b>	2-1/4" - 2-1/2"	2-1/2°
<b>SPP 84699</b>	2-1/4" - 2-1/2"	3°
<b>SPP 84799</b>	2-1/4" - 2-1/2"	3-1/2°
<b>SPP 84899</b>	2-1/4" - 2-1/2"	4°



## UNIVERSAL WEDGE SHIMS

Item Number	Width	Degree Taper
<b>SPP 89199</b>	3" - 3-1/2" - 4"	1/2°
<b>SPP 89299</b>	3" - 3-1/2" - 4"	1°
<b>SPP 89399</b>	3" - 3-1/2" - 4"	1-1/2°
<b>SPP 89499</b>	3" - 3-1/2" - 4"	2°
<b>SPP 89599</b>	3" - 3-1/2" - 4"	2-1/2°
<b>SPP 89699</b>	3" - 3-1/2" - 4"	3°
<b>SPP 89799</b>	3" - 3-1/2" - 4"	3-1/2°
<b>SPP 89899</b>	3" - 3-1/2" - 4"	4°

## HENDRICKSON HD SHIM KIT

This shim kit will adjust the thrust angle on Hendrickson's walking beam rear tandem axle suspension. Improve tire wear and handling by adjusting thrust angle from 0" to 3/8" in precise 1/32" increments. Replaces these OEM kits: Ecudil Nos: E-9327, E-9328, E-9329; Hendrickson Nos: 50130-000, 50131-000, 50132-000. Adjustment range: 3/8". Required: one set per wheel. Includes: two wheel 5 piece kits.

**SPP 36087**



## TRUCK VALVE STEMS

**Nickel Plated O-Ring Seal Valves**



Item Number	TR No.	Description
<b>XTS 17-543D</b>	543D	.98" (25 mm), 60° bend, 1.38" (35 mm)
<b>XTS 17-544D</b>	544D	.98" (25 mm), 60° bend, 1.97" (50 mm)
<b>XTS 17-545D</b>	545D	.98" (25 mm), 60° bend, 2.60" (66 mm)

**Nickel Plated 90° Valves**



Item Number	TR No.	Description
<b>XTS 17-509</b>	509	4 3/4" (121 mm)
<b>XTS 17-510</b>	510	5 1/2" (140 mm)

**Brass Valves**



Item Number	TR No.	Description
<b>XTS 17-500T</b>	500	2" (51 mm) Brass Truck Valve
<b>XTS 17-501T</b>	501	1 1/2" (38 mm) Brass Truck Valve
<b>XTS 17-501OV</b>	-	1 1/2" (38 mm) Oval Brass Truck Valve
<b>XTS 17-570T</b>	570	3 1/8" (79 mm) Brass Truck Valve
<b>XTS 17-571T</b>	571	3 3/8" (86 mm) Brass Truck Valve
<b>XTS 17-572T</b>	572	3 3/4" (95 mm) Brass Truck Valve
<b>XTS 17-573T</b>	573	4 3/8" (111 mm) Brass Truck Valve
<b>XTS 17-575T</b>	575	1 1/4" (32 mm) Brass Truck Valve

## 18" TIRE KNOCKER

**KEN 35110**



## TIRE INFLATION CAGES

Mandatory for shops working with tubeless and multi-piece rims. Made from heavy-gauge steel tubing welded to a steel base. Guards against blown lock rings and rims. Designed to meet OSHA regulation requirements for medium, heavy-duty truck, OTR, tractor and super singles.

**AME 24420** \* 2-Bar Cage

**AME 24430** \* 3-Bar Cage

**AME 24440** \* 4-Bar Cage

**AME 24450** \* 5-Bar Cage

**FACTORY DIRECT**



# Wheel Centering & Balancing

## WHEEL CENTERING TOOL SET

Quickly and easily centers the wheel to the hub. Tapered design makes it easy to mount the wheel over the hub.

### Features and benefits:

- Threadless design
- Tapered nose
- Single set
- Saves installation time
- Easy wheel mounting
- For steer, drive and trailer axles

**SPP 32111**



## WHEEL AND BRAKE DRUM CENTERING SLEEVES

These sets center both steer axle HD wheels and brake drums to minimize wheel vibrations, brake pedal pulsations and wheel hop. For both aluminum and steel steer wheels and a variety of brake drum types. Threadless design allows the wheels and brake drums to be easily centered.

Item Number	Brake Drum Type	Dimensions
<b>SPP 32120</b> (Aluminum)	<b>Gunite:</b> 3573X, 3596X, 3597X, 3598X, 3686X, 3687X, 3701X, 3721AX, 3726X, 3758X, 3774X, 3800X <b>Webb:</b> 61528B, 65548B <b>Arvin Meritor:</b> 53-123448-002, 53-123567, 53-123568-002	1.25" hole/ .5" depth
<b>SPP 32124</b> (Steel)		
<b>SPP 32121</b>	<b>Gunite:</b> 9000X, 9001X, 9035X	1.25" hole/.3125" depth
<b>SPP 32125</b>	<b>Conmet:</b> 10009920	1.34" to 1.37" hole/ .5" depth

**FACTORY DIRECT**



## EXTERNAL CENTERING SLEEVES

For steer and drive axles. This wheel centering sleeve slides over the studs and seats against the wheel face. This sleeve stays on the wheel and helps to reduce "wheel-off" condition. Sold in sets of six per axle. Zinc plated to resist corrosion.

Item Number	Wheel Type	Wheel Size	Axle Position
<b>SPP 33140</b>	Steel	22.5"/24.5"	Steer
<b>SPP 33141</b>	Aluminum	22.5"/24.5"	Steer
<b>SPP 33141</b>	Steel/Steel	22.5"/24.5"	Drive
<b>SPP 33142</b>	Aluminum/Aluminum	22.5"/24.5"	Drive
<b>SPP 33143</b>	Aluminum/Steel	22.5"/24.5"	Drive

## THROW-IN BAG-IN-BAG COUNTERACT BALANCING BEADS

Just throw it in the tire and seat the beads. Allows the use of an Air Blaster to seat the tire on the rim without contaminating the seal.

- Protected from road hazards and obstructions inside the tire and will not fall off like lead weights
- Less expensive than a balancing ring and reusable

**XTS 16-305** 5 oz.

**XTS 16-306** 6 oz.

**XTS 16-308** 8 oz.

**XTS 16-310** 10 oz.

**XTS 16-312** 12 oz.

**XTS 16-314** 14 oz.

**XTS 16-316** 16 oz.



## WHEEL WEIGHTS

### 17 Series - Lead For Steel Wheels

The "17" series is the most popular weight for medium and heavy-duty trucks. Used on the majority of trucks with tube type tires. Sizes: 1 oz. – 16 oz.

### RC Series - Lead For Alloy Wheels

The "RC" series is used on heavy-duty trucks with Firestone, Accuride, or Radial Commander rims. It can also be used with strip steel rims with curved edges such as Budd, Firestone, Goodyear, and Redco. Sizes: 2 oz. – 12 oz.

### CT Series - Lead

The "CT" series is used on heavy-duty trucks with Firestone, Accuride, Budd, or Goodyear tubeless rims with straight flanges. Primarily used on rim widths of 6.75", 7.50" and 8.25". Sizes: 2 oz. – 16 oz.

### TAL Series - Lead

The "TAL" Series special weight is for all Alcoa and Accuride (from '83) aluminum tubeless heavy truck wheels. The weight will fit both sides of the wheel. Except for coating, the design features and applications are identical for both series. The TALU is an economical alternative to OEM-quality weights. Size: 2 oz. – 8 oz.

### Zinc Features

- Easiest non-lead installation
- Superior corrosion resistance
- Better appearance than steel
- Softer than steel, reduces scratching

### 17Z Series - Zinc for Steel Wheels

The "17Z" series is the most popular weight for medium and heavy-duty trucks. Used on the majority of trucks with tube type tires. Contains no lead. Sizes: 1 oz. – 5 oz.

### TALZ Series - Zinc for Alloy Wheels

The "TALZ" Series special weight is for all Alcoa and Accuride (from '83) aluminum tubeless heavy truck wheels. The weight will fit both sides of the wheel. Sizes: 1 oz. – 6 oz.

*NOTE: After extended service, certain tire designs used with Alcoa truck wheels cause the rim flange to wear. This flange wear causes fit problems with flange-clip ("TAL"/"TALZ") wheel weights. Wheels should be inspected regularly for this wear. In severe wear cases, the rim should be removed from service. Consult Alcoa for recommendations of service fitness.*

# Suspension & Alignment



## FASTRAX™ ADJUSTABLE CAMBER/CASTER GAUGE

**Fits Most Wheels from 21" to 26";  
Includes Toe Adapter**

Add quick alignment checks to your fleet preventative maintenance schedule. Save tire wear and fuel costs. This great tool is a must for your business. Portable, hands-free alignment can be done quickly and easily with the FastTrax™ Adjustable Camber/Caster Gauge.

- Includes gauge and wheel mount along with toe arms, no lip adapters and heavy-duty tape measure
- Displays Camber  $\pm 4^\circ$  Caster  $-4^\circ$  to  $+12^\circ$
- Saves time and tires
- Accurate, rugged and easy-to-use

**SPP 91040**



## MAGNETIC ADJUSTABLE CAMBER GAUGE

The 81139 is inexpensive, portable, and very accurate. It has a simple leveling adjustment of  $\pm 3^\circ$ . Housed in a durable, non-magnetic casing with a magnetic head that attaches firmly to rotors or spindles.

- Time and money saving device
- Return a strut to its original camber after repair or replacement
- Measure camber change movement before reinstalling alignment heads during camber kit installation
- Check the amount of camber change before reinstalling tire and wheel assemblies on trucks receiving offset alignment bushings

**SPP 81139**



## HEAVY-DUTY TOE BAR WITH SCRIBE

Includes 10" extra-high stands, two standard 11" pointers, two long 17" pointers, and 8' bar and #99516 scribe. Applications: large trucks.

**SPP 99515**



## HEAVY-DUTY TURNTABLE

Same design as #99750 with larger dimensions and greater capacity. Full floating with enclosed ball bearings. Large, easy to read dial is quickly adjusted to zero. Applications: trucks and buses.

### Specifications

Dimensions: 15" x 20" x 2"

Weight Limit: 10,000 lbs.

Wheel Range: 100"

**SPP 91800** *Factory Direct*



## TRUCK FRONT SLIP PLATE

This slip plate set is used in conjunction with the 98515 toe gauge. Made of steel, these slip plates allow the tire to move freely while the technician sets the toe. Dimensions: 16" x 24" x 3/8".

**SPP 91841** *Factory Direct*



## TIE ROD TOOLS

1-7/16" opening for adjusting the center link sleeve on Ford Super-Duty trucks.

**SPP 71989**

1-3/16" opening to adjust the drag link sleeve on Ford Super-Duty trucks.

**SPP 71999**



# Filters, Tanks & Pumps



## TRANSFER PUMP

- 12 volt 13 gpm pump
- Explosion-proof 1/4 hp motor
- Built-in strainer
- 12' hose with static ground wire

**FIL 1210C**



## HAND PUMP

- Lightweight cast aluminum body
- Stainless steel inner liner
- 20 gallons per 100 strokes

**FIL FR152**



## 3 WHEEL MECHANICAL METER

Designed for metering diesel fuel, gasoline, kerosene, mineral spirits, Hexane and heptane.

- Large, easy-to-read register
- Flow ports can be positioned vertically or horizontally
- UL/cUL listed
- Gallon or liter reading
- Nozzle not included

**FIL 807C-1**

## SEE-THRU FUEL TANK FILTERS

### Fuel Filter Assembly

- 1" inlet/outlet

**GRD 495**

### Fuel Filter Element

**GRD 470-5**

### Fuel Bowl

**GRD 495-4**

### Water Block Filter Assembly

- 1" inlet/outlet

**GRD 496**

### Water Block Element

**GRD 496-5**

## SPIN-ON FUEL TANK FILTERS

### Top Cap 1" NPT Fitting

**GRD 570-1**

### Top Cap 3/4" NPT Fitting

**GRD 570-3/4**

### Fuel Filter

**GRD 595-5**

### Water Block Filter

**GRD 596-5**



## DELTA LIQUID TANK

### 103 Gallon L-Shaped Tank

**PTB 480000**

### 96 Gallon Rectangular Tank

**PTB 484000**

### Cap

**PTB 1910-5**

### Neck

**PTB 10102-2** *Factory Direct*

## Popular Ag Filter Reference Chart

Item Number	FARM				
	John Deere	Case	IHC	New Holland	MF
<b>WIX 46449</b>	M113621				619362M1
<b>WIX 42374</b>	AM30800				
<b>WIX 46270</b>	M73009	82571	1014288C1		1804507M91
<b>WIX 42769</b>	RE45826	E41535	285016A1	87035489	1043327M91
<b>WIX 42297</b>	AM47494			86546596	
<b>WIX 46522</b>	AW23990	N8153	3135188R1	376826	1093683M93
<b>WIX 42299</b>	AM37201	C20398	61606C1	86546602	1048845M91
<b>WIX 42522</b>	A220625	N7028		375273	1042412M91
<b>WIX 46664</b>	RE51629				
<b>WIX 42676</b>	AR79679	1251528H1			
Oil					
<b>WIX 51243</b>	T19044				
<b>WIX 51056</b>	AM125424				
<b>WIX 57243</b>	RE59754				
<b>WIX 51064</b>	AT192163		104079A1		
<b>WIX 51789</b>			1808896C1		3127838M1
<b>WIX 51824</b>	RE46380				
<b>WIX 51768</b>		1967093C1	1967093C1	276516	971238001
<b>WIX 51259</b>	RE34040			591689	
<b>WIX 51158</b>		86980031	398080R1	81879134	
<b>WIX 51242</b>	AR26350				
Fuel					
<b>WIX 33370</b>	AR50041	1959802C1	1959802C1		
<b>WIX 33531</b>	RE50455				
<b>WIX 33390</b>	T113865		1959517C1		3280552M1
<b>WIX 33371</b>	RE27091				
<b>WIX 33548</b>	RE60021				
<b>WIX 33532</b>	RE62419				
<b>WIX 33507</b>	T111383	87300042	204150A1	87300041	3702815M1
<b>WIX 33270</b>		D139225	1243000H1	86597473	3789819M1
<b>WIX 33533</b>	RE53729				



# Farm Tractor Accessories



## CLASS 1 DRAW BAR - RED

Item Number	No. of Holes	Lift Arm Spacing	Hole Dia.	Pin Dia.	Thick-ness	Width
<b>SPC S04010100</b>	11	26"	3/4"	7/8"	1"	2-1/2"



## LIFT ARM DRAW PINS

Item Number	Pin Diameter	Usable Length	Overall Length	Thread Diameter	Thread Length
<b>SPC S07021900</b>	7/8"	Adj.	6-1/4"	7/8" NF	3-1/2"
<b>SPC S07022000</b>	5/8"	Adj.	3-7/8"	5/8" NF	2"
<b>SPC S07024000</b>	1-1/8"	1-13/16"	5-1/4"	7/8" NF	1-5/8"



## SWIVEL HANDLE FORGED HITCH PINS

Item Number	Pin Diameter	Usable Length	Overall Length
<b>SPC S071010C0</b>	3/8"	4-1/4"	4-3/4"
<b>SPC S071011C0</b>	1/2"	4-1/4"	5-3/4"
<b>SPC S071021C0</b>	5/8"	4-1/4"	5-3/4"
<b>SPC S071032C0</b>	3/4"	6-1/4"	7-3/4"



## LYNCH PINS

Item Number	Pin Diameter	Usable Length	Shank Length	Overall Length
<b>SPC S07091900</b>	3/16"	1"	1-3/8"	1-5/8"
<b>SPC S070901ZBU</b>	7/16"	1-1/4"	1-3/4"	2"
<b>SPC S0709400</b>	1/4"	1-1/4"	1-3/4"	2-1/8"



## STRAIGHT CLEVISES

Item Number	Body Diameter	Clevis Opening	Usable Length	Pin Diameter
<b>SPC S49010300</b>	5/8"	7/8"	3-1/4"	1/2"
<b>SPC S49010400</b>	3/4"	1-5/16"	3-3/4"	5/8"
<b>SPC S49010600</b>	7/8"	1-5/16"	4-1/4"	3/4"



## W-SERIES WELD-ON HUBS

3/4" Bore Size

**SPC S80020700**

1" Bore Size

**SPC S8002110**



## WELD ON PULLEY FOR A & B BELTS

Item Number	Outside Diameter	Fits Hub Series
<b>SPC S85010300</b>	3-1/2"	W
<b>SPC S85010400</b>	4"	W

## CHAIN WITH HOOKS

- 3/8" x 20'
  - Grade 43
  - Working load limit 5,400 lbs.
- ACR 49958-38-20**



## TRAILER HUBS

4 Stud with 1" Spindle

1250 lb. capacity.

**MPB 411250**

5 Stud with 4-1/2" Bolt Circle

1750 lb. capacity.

**MPB 581750**



Bearings and seals available for most agricultural needs.



# Truck Tarps & Tire Chains

## 12 VOLT GROUNDED MOTOR REVERSING SOLENOID

- 150 amps
  - Alloy silver-plated contact material
  - .77 lbs. weight
  - CAT. 600 (N)
- BPC 1306600**



## TARP GEAR MOTORS

Item Number	Watts	HP	Gear Ratio	RPM	AMP Draw	Warranty
<b>BPC 5543095</b>	600	0.8	90:1	40 (+5/-5)	50	3 year
<b>BPC 5543895</b>	900	1.2	90:1	40 (+5/-5)	75	3 year
<b>BPC 5543965</b>	900	1.2	60:1	60 (+5/-5)	75	3 year



## ROTARY SWITCHES

Item Number	Description	Weight	CAT.
<b>BPC SW710</b>	50 Amp Rotary Switch	1.00 lbs.	639 (N)
<b>BPC 5540710</b>	50 Amp Rotary Switch Kit	0.83 lbs.	639 (N)



## 12 VOLT TARP KITS

**Aluminum 4 Spring**  
**BPC 5544000**

**Aluminum 5 Spring**  
**BPC 5545000**

## MESH TARP AND HARDWARE KITS

**7' x 15'**  
**BPC DTR7015**

**7' x 18'**  
**BPC DTR7018**



## Replacement Tarps

**7.5' x 15'**  
**BPC 3008209**

**7' x 15'**  
**BPC 3008210**

**7' x 18'**  
**BPC 3009456**

**7.5' x 18'**  
**BPC 3009458**

## SINGLE AND DUAL TRIPLE TRUCK CHAINS\*

- Twist link cross chain
- Recommended for highway use
- Available in regular or cam side chain



## SINGLE, DUAL TRIPLE AND WIDE BASE TRUCK CABLE CHAINS\*

- Snap lock fastening system for easy installation
- Zinc plated rollers on cross members for corrosion resistance
- Heavy truck model features heavy-duty side cable



## WIDE BASE TRUCK CHAINS\*

- Designed for use on most 4WD vehicles and super single tires
- Wide base singles, regular twist link cross chain
- Reinforced cross chain with cam side chain



## SINGLE AND DUAL TRIPLE TRUCK REINFORCED CHAINS\*

- Reinforced cross chain for increased traction and wear
- Recommended for off-road use
- Available in regular or cam side chain



## SINGLE AND DUAL TRIPLE MUD SERVICE TRUCK CHAINS\*

- Extra heavy-duty for off-road use
- Available in domestic or import



\* Tires not included.

# Snow Removal Parts



## ELECTRIC DRIVE HOPPER SPREADER

- 100% rotationally molded, double-wall polymer hoppers
- Two ultra-quiet, 12 volt DC, direct-drive gear motors independently power the spinner and auger
- Independently powered vibrator
- Standard items: black powder coated steel top screen, spreader tie-down kit and poly-vinyl tarp

**BPC SHPE2000** Factory Direct



## LOW PROFILE TAIL GATE SPREADER

- Dimensions: 40" H x 63" W x 27" D
- Heavy-duty 12 volt spreader motor is housed in a sealed motor chamber inside the hopper for extra protection.
- Concealed 80 lb. vibrator
- Lighter weight unit for higher load capacity
- Low-profile design for unobstructed rear view
- Mount directly to bumper or 2" hitch receiver (includes universal stake pocket attachment)
- Material flow and spread width, from 3' to 30' controlled from an in-cab electronic spreader control panel

**BPC TGS06** Factory Direct



## WALK BEHIND SPREADER

- Large 1.5 cu. ft. polymer hopper
- 100 lbs. capacity
- Adjustable spread path from 3' to 30'
- One piece fully-welded frame
- Large 13" pneumatic tires
- Expanded metal hopper screen helps prevent metal jamming
- Includes a durable plastic rain cover to protect from moisture and spillage
- Heavy-duty stainless steel gears for added strength

**BPC IB100B**

## TAIL GATE SPREADER

Ideal for residential or light commercial applications.

- Heavy-duty sealed ball bearing motor with variable speed controller
- Material flow up to 30' controlled from an in-cab variable speed control
- Ultra-smooth hopper interior and auger fight material bridging by channeling it to the hopper throat and poly spinner, providing an even flow of material without the need of expensive auger add-ons or vibration kits
- Comes complete with all mounting hardware for 2" receiver hitches


**BPC TGSUVPROA**



## POLY SALT BOX

- Corrosion free construction
- Sloped lid with integral hasp
- Stainless steel hinge
- Hand holds for easy carrying
- Fork lift slots
- 36" W x 24" D x 30" H

**BPC 9031100** Factory Direct



## PRO-WINGS SNOWPLOW EXTENSIONS

- Add 20" of blade width to your plow
- Provide an additional 20" of blade width with a minimal increase in plow weight
- Trailoff is reduced
- Problem areas such as parked cars or moving snow across a lot become more manageable; ability to windrow is improved
- Plowing time can be greatly reduced 25%-50%.
- Fits most pickup-mounted snowplows
- Installation takes only about two hours without any special tools
- Then, just three quick pins per side to remove or replace each wing in seconds
- The tripping action of your plow is unaffected by Pro-Wings
- The rubber edge is long-lasting and helps prevent damage to the wings
- Not recommended for Meyer 2 meter, Western 8-1/2', or any brand 9' or 10' plows except Meyer 9'; not recommended for polymer plows

**BPC PW22** Factory Direct

## Replacement Rubber for Pro-Wings

**BPC 0020500** Factory Direct

## LOW TEMPERATURE SNOW PLOW HYDRAULIC FLUID

- Low-temperature fluid for high-pressure snow plow hydraulic systems
- Anti-wear formula protects to -50° F

**BPC 1307005** Quart

**BPC 1307015** 5 Gallons

A special formulation hydraulic fluid with anti-wear additives. Designed to give superior cold weather performance down to -40° F. Adds protection for metal components and is compatible with other leading snow plow fluids.

**AGS QL17** Quart





# Snow Plow Parts



## BLIZZARD SNOW PLOW LIGHT KIT

- Functions as headlight and turn signal for snow removal vehicles.
- Easy to replace sealed Halogen bulb and turn signal bulb
- Kit includes two lights, wiring switch, mounting hardware and step by step instructions
- Packaged in an attractive four color display box

**WLO 9002**

## WESTERN® PLOW ACCESSORIES

### Trip Spring

**BPC 1302205**

### Hitch Pin With Hairpin Cotter

**BPC 1302245**

### Standard Shoe Assembly

**BPC 1303200C**

### High-Pressure Hose 1/4" x 38"

**BPC 1304225**

### Eyebolt with Nuts

**BPC 1302005**

### Blade Guides

**BPC 1308200**

### Power Angling

1-1/2" x 10" new style 3/4" PH.

**BPC 1304205**

### 4-1/2" Replacement for Old Style 4" and 4-1/2" Motor

**BPC 1306320**

### Replacement Motor

4-1/2" New Style

**BPC 1306325**



## 36" FLUORESCENT ORANGE MARKER KIT

- 3/4" O.D. tube, constructed of low temperature fluorescent orange nylon
- More surface area than conventional markers
- Sold in pairs with vertical mounting fasteners included
- Horizontal mounting and angle brackets available
- Full 1/8" wall size

**BPC 1308110**



## MEYER® PLOW ACCESSORIES

### Replacement Solenoid

- Intermittent-duty
- 5/16"-24 thread terminals
- 9/32" x 25/64" holes, 2-7/64" on center

**BPC 1306070**

### Trip Spring

**BPC 1302010**

### Blade Guides

**BPC 1308005**

### Hinge Pins and Lynch Pins

Two hinge pins 5/8".

**BPC 1302045**



## MEYER®/WESTERN® PLOW ACCESSORIES

### 1/4" Quick Coupler

**BPC 1304025**

### 90° Swivel Elbow

**BPC 1304055**

### 45" Swivel Hose

**BPC 1304030**

### Shoe Assembly ST-78/C-8.5

**BPC 1303005**

### Replacement Motor 4-1/2" New Style Twin Post

**BPC 1306007**

### Replacement Motor 12 Volt 3"

**BPC 1306005**

### Power Angling

1-1/2" x 12"

**BPC 1304010**





# Hydraulic Hose Equipment

## POWER CRIMP® PC 707 HOSE CRIMPING MACHINE

- The first crimper with electronic digital readout to indicate crimp diameter setting.
- Crimps low pressure return lines to high pressure spiral hoses, from 3/16" to 1-1/4" I.D.
  - Crimps straight and bent tube stems, plus 45° and 90° block types
  - Swage capable
  - 115 volt, 30 amp

GAT 77700


Switch Box  
GAT 78739

Digital Readout Meter  
GAT 78740

## POWER CRIMP® 707 DIE SELECTION TABLE

For MegaCrimp® (G25) couplings.

Hose Type	GAT 78931	GAT 78932	GAT 78933	GAT 78934	GAT 78935	GAT 78937	GAT 78939
	1/4"	3/8"	1/2"	5/8"	3/4"	1"	1-1/4"



## WORK BENCH

Hydraulic work bench is ideal for holding either the Power Crimp® 707 or Mobile-Crimp® 4-20 crimpers as well as hydraulic saws. The lower shelf can be used for storage or for a pump.

- 36" W x 24" D x 36" T

GAT 78022 Machine and accessories not included.



Hydraulic Pump  
GAT 77810



## COUPLING CABINET WITH SLIDING SHELVES

Each measures 41" W x 21" H x 12" D.

GAT 78190

Ten 3.5" Wide Bins with 30 Dividers

GAT 78194

Five 7" Wide Bins with 15 Dividers

GAT 78195

# Hydraulic Hose Equipment

## MOBILECRIMP 4-20 DIGITAL DIAL CRIMPER

**GAT 77421**

### POWER CRIMP® 4-20 DIE SELECTION TABLE

For MegaCrimp® (G25) couplings.

Hose Type	GAT 78558/ 78468	GAT 78559/ 78469	GAT 78470	GAT 78471	GAT 78472	GAT 78474	GAT 78476*
	1/4"	3/8"	1/2"	5/8"	3/4"	1"	1-1/4"

**FACTORY  
DIRECT**



## MOBILE CRIMPER POWER SOURCES

- 10,000 psi



### Hand Pump

No power source needed. Economical, convenient and portable for use anywhere.

- Weight 25.6 lbs.

**GAT 77821**



### Shop Air Pump

Works off standard shop air. Economical, convenient and versatile for use wherever 90 psi compressed air is available.

- Weight 10 lbs.

**GAT 77820**



### 1/2 HP 115 Volt AC Pump

Medium speed

- Weight 25.6 lbs.

**GAT 77441**

## MODEL 208 POWER SAW

- Shaft hole diameter: 1"
- Power source: 4.2 hp peak, 115/50/60 Hz 20 amps
- No load speed: 3,500 rpm
- Dimensions: 22-1/2" W x 18-1/4" L x 23-1/2" H
- Weight: 65 lbs.

**GAT 78028**

### Scalloped Saw Blade

- 12" x 1/8"

**GAT 78009**

### Abrasive Disc

- 12" x 1/8"

**GAT 78011**



## HYDRAULIC HOSE REEL RACK

This sturdy and convenient rack stores three reels of hose.

- 30" D x 28" W x 72 H

**GAT 78186** Hose not included



# Hydraulic Hose Couplers

## MALE FLUSH FACE VALVE TO FEMALE PIPE



Item Number	Description	Female Thread
GAT G94911-0606	4MQFF-4FP	3/8-18 NPT
GAT G94911-0608	6MQFF-8FP	1/2-14 NPT
GAT G94912-0608	6MQFF-8FP	3/4-16 ORB

## FEMALE FLUSH FACE VALVE TO FEMALE PIPE



Item Number	Description	Female Thread
GAT G94921-0606	6FQFF-6FP	3/8-18 NPT
GAT G94921-0608	6FQFF-8FP	1/2-14 NPT
GAT G94922-0608	6FQFF-8FP	3/4-16 ORB

## MALE FLUSH FACE VALVE



Item Number	Description	Female Thread
GAT G95011-0606	6MQFFH-6FP	3/8-18 NPT

## FEMALE FLUSH FACE VALVE



Item Number	Description	Female Thread
GAT G95021-0606	6FQFFH-6FP	3/8-18 NPT

## MALE POPPET VALVE TO FEMALE PIPE



Item Number	Description	Female Thread
GAT G94511-0404	4MQPI-4FP	1/4-18NPT
GAT G94511-0606	6MQPI-6FP	3/8-18 NPT
GAT G94511-0808	8MQPI-8FP	1/2-14NPT
GAT G94511-1212	12MQPI-12FP	3/4-14 NPT
GAT G94511-1616	16MQPI-16FP	1-11 1/2 NPT

## FEMALE POPPET VALVE TO FEMALE PIPE



Item Number	Description	Female Thread
GAT G94521-0404	4FQPI-4FP	1/4-18NPT
GAT G94521-0606	6FQPI-6FP	3/8-18 NPT
GAT G94521-0808	8FQPI-8FP	1/2-14NPT
GAT G94521-1212	12FQPI-12FP	3/4-14 NPT
GAT G94521-1616	16FQPI-16FP	1-11 1/2 NPT

## WING NUT/MALE (BRASS) - LESS FLANGE



Item Number	Description	Female Thread
GAT G95111-1616	16FQW-16FP	1-11 1/2 NPT

## WING NUT/FEMALE (BRASS) - WING NUT (CAST IRON)



Item Number	Description	Female Thread
GAT G95121-1616	16FQW-16FP	1-11 1/2 NPT

## MALE POPPET VALVE TO FEMALE PIPE



Item Number	Description	Female Thread
GAT G95611-0808	8MQP-8FP	1/2-14NPT
GAT G95611-1212	12MQP-12FP	3/8-14 NPT
GAT G95611-1616	16MQP-16FP	1-11 1/2NPT

## FEMALE POPPET VALVE TO FEMALE PIPE



Item Number	Description	Female Thread
GAT G95621-0808	8FQP-8FP	1/2-14NPT
GAT G95621-1212	12FQP-12FP	3/8-14 NPT
GAT G95621-1616	16FQP-16FP	1-11 1/2NPT

Refer to Gates Hydraulic Catalog for complete specs on couplers and dust covers

## JOHN DEERE OLD STYLE MALE BALL VALVE TO FEMALE PIPE



Item Number	Description	Female Thread
GAT G94211-0808	8MQBAJD-8FP	1/2-14NPT
GAT G94212-0808	8MQBAJD-8FB	3/4-160 RB

## JOHN DEERE OLD STYLE FEMALE BALL VALVE TO FEMALE PIPE



Item Number	Description	Female Thread
GAT G94221-0808	8MQBAJD-8FP	1/2-14NPT



# Hydraulic Hose Couplers



## INTERNATIONAL HARVESTER OLD STYLE MALE TIP - BALL VALVE TO FEMALE PIPE

Item Number	Description	Female Thread
<b>GAT G94311-0808</b>	8MQBAIHC-8FP	1/2-14NPT



## J.I. CASE OLD STYLE MALE TIP - BALL VALVE TO FEMALE PIPE

Item Number	Description	Female Thread
<b>GAT G94411-0808</b>	8MQBAJIC-8FP	1/2-14NPT



## AGRICULTURE STANDARD- BALL VALVE - MALE BALL VALVE TO FEMALE PIPE

Item Number	Description	Female Thread
<b>GAT G94011-0404</b>	4MPBA-4FP	1/4-18NPT
<b>GAT G94011-0606</b>	6MPBA-6FP	3/8-18NPT
<b>GAT G94011-0808</b>	8MPBA-8FP	1/2-18NPT
<b>GAT G94012-0808</b>	8MPBA-8FB	3/4-16ORB



## AGRICULTURE STANDARD- BALL VALVE - FEMALE BALL VALVE TO FEMALE PIPE

Item Number	Description	Female Thread
<b>GAT G94021-0404</b>	4FPBA-4FP	1/4-18NPT
<b>GAT G94021-0606D</b>	6FQBADA-6FP	3/8-18NPT
<b>GAT G94021-0808</b>	8FPBA-8FP	1/2-18NPT
<b>GAT G94022-0808</b>	8FQBA-8FB	3/4-16ORB



## AGRICULTURE STANDARD- POPPET VALVE - MALE POPPET VALVE TO FEMALE

Item Number	Description	Female Thread
<b>GAT G94111-0606</b>	6MQPA-6FP	3/8-18NPT
<b>GAT G94111-0808</b>	8MQPA-8FP	1/2-14NPT



## AGRICULTURE STANDARD- POPPET VALVE - FEMALE POPPET VALVE TO FEMALE

Item Number	Description	Female Thread
<b>GAT G94121-0606</b>	6FQPA-6FP	3/8-18NPT
<b>GAT G94121-0808</b>	8FQPA-8FP	1/2-14NPT



## AGRICULTURE QD ADAPTERS - JOHN DEERE OLD STYLE TO ISO STYLE

Item Number	Description	Female Thread
<b>GAT G95961-0808</b>	8MJD-8FISO	John Deere Old Style to ISO Style
<b>GAT G95962-0808</b>	8IMS0-8FJD	ISO Style to John Deere Old Style
<b>GAT G95963-0808</b>	8MIHC-8FJD	International Harvester Old Style to John Deere Old Style
<b>GAT G95964-0808</b>	8MIHC-8FISO	International Harvester Old Style to ISO Style
<b>GAT G95965-0808</b>	8MISO-8FIHC	ISO Style to International Harvester Old Style



## DUST PROTECTORS

Item Number	Description
<b>GAT G94081-0004</b>	Dust Plug/Cap
<b>GAT G94081-0006</b>	Dust Plug/Cap
<b>GAT G94081-0008</b>	Dust Plug/Cap

# Hydraulic Hose & Hose Fittings



## GLOBAL G2 (C2AT) TWO WIRE BRAID HOSE - 50' LENGTH

Item Number	I.D.	Working Pressure	Min. Burst Pressure	Description
<b>GAT 86621</b>	1/4"	5800 psi	23200 psi	4G2(C2AT)
<b>GAT 86622</b>	3/8"	4800 psi	19200 psi	6G2(C2AT)
<b>GAT 86623</b>	1/2"	4000 psi	16000 psi	8G2(C2AT)
<b>GAT 86626</b>	5/8"	3625 psi	14500 psi	10G2(C2AT)
<b>GAT 86624</b>	3/4"	3100 psi	12400 psi	12G2(C2AT)
<b>GAT 86625</b>	1"	2400 psi	9600 psi	16G2(C2AT)
<b>GAT 86627</b>	1-1/4"	1825 psi	7300 psi	20G2(C2AT)



## M2T MEGAFLEX TWO WIRE BRAID HOSE - 50' LENGTH

Item Number	I.D.	Working Pressure	Min. Burst Pressure	Description
<b>GAT 85600</b>	1/4"	5000 psi	20000 psi	4M2T
<b>GAT 85601</b>	3/8"	4000 psi	16000 psi	6M2T
<b>GAT 85602</b>	1/2"	3500 psi	14000 psi	8M2T
<b>GAT 85603</b>	5/8"	3000 psi	12000 psi	10M2T
<b>GAT 85604</b>	3/4"	2250 psi	9000 psi	12M2T
<b>GAT 85605</b>	1"	2000 psi	8000 psi	16M2T



## GT7NC THERMOPLASTIC NON-CONDUCTIVE HYDRAULIC HOSE - 250' ROLL

Item Number	I.D.	Working Pressure	Min. Burst Pressure	Description
<b>GAT 71016</b>	1/4"	2750 psi	11000 psi	4C7SNC
<b>GAT 71017</b>	3/8"	2250 psi	9000 psi	6C7SNC
<b>GAT 71018</b>	1/2"	2000 psi	8000 psi	8C7SNC



## C5E HIGH TEMP FLEXLINE HOSE TYPE A-I

Item Number	I.D.	Working Pressure	Min. Burst Pressure	Description
<b>GAT 85690</b>	3/16"	1500 psi	6000 psi	4C5E
<b>GAT 85691</b>	1/4"	1500 psi	6000 psi	5C5E
<b>GAT 85692</b>	5/16"	1500 psi	6000 psi	6D5E
<b>GAT 85693</b>	13/32"	1250 psi	5000 psi	8C5E
<b>GAT 85694</b>	1/2"	1250 psi	5000 psi	10C5E
<b>GAT 85695</b>	5/8"	750 psi	3000 psi	12C5E
<b>GAT 85696</b>	7/8"	400 psi	1600 psi	16C5E



G35200-0606



G35210-0404



G35170-0606



G35212-0808



G35100-0606

## FIELD ATTACHABLE TYPE A-I FITTINGS

Item Number	I.D.	Thread Size	Description
<b>GAT G35100-0606</b>	5/16"	3/8 - 18	6C5E-6RMP - Male Pipe 30° Cone Seat
<b>GAT G35170-0606</b>	5/16"	9/16 - 18	6C5E-6RFJX - Female JIC 37° Flare Swivel
<b>GAT G35200-0606</b>	5/16"	5/8 - 18	6C5E-6RFSX - Female SAE 45° Flare Swivel
<b>GAT G35205-0606</b>	5/16"	5/8 - 18	6C5E - Female SAE 45° Flare Swivel - 90° Bent Tube
<b>GAT G35210-0404</b>	3/16"	7/16 - 20	4C5E-4RFJSX - Dual Seat Female JIC 37°/SAE 45° Flare Swivel
<b>GAT G35210-0808</b>	13/32"	3/4 - 16	8C5E-8RFJSX - Dual Seat Female JIC 37°/SAE 45° Flare Swivel
<b>GAT G35210-1010</b>	1/2"	7/8 - 14	10C5E-10RFJSX - Dual Seat Female JIC 37°/SAE 45° Flare Swivel
<b>GAT G35212-0808</b>	13/32"	3/4 - 16	8C5E-8RGJSX90 - Dual Seat Female JIC 37°/SAE 45° Flare Swivel - 90° Bent Tube

# Hydraulic Hose & Hose Fittings



G34100-XXXX



G34500-0606



G34210-XXXX



G34170-XXXX



G34212-0808



G34205-0606

## TYPE A-II FITTINGS FIELD ATTACHABLE COUPLINGS

Item Number	I.D.	Thread Size	Description
<b>GAT G34170-0606</b>	5/16"	9/16 - 18	6C5-6RFJX - Female JIC 37° Flare Swivel
<b>GAT G34170-1012</b>	1/2"	1-1/16 - 12	10C5-12RFJX - Female JIC 37° Flare Swivel
<b>GAT G34170-1616</b>	7/8"	1-5/16 - 12	16C5-16RFJX - Female JIC 37° Flare Swivel
<b>GAT G34100-0404</b>	3/16"	1/4 - 18	4C5-4RMP - Male Pipe 30° Cone Seat
<b>GAT G34100-0504</b>	1/4"	1/4 - 18	5C5-4RMP - Male Pipe 30° Cone Seat
<b>GAT G34100-1008</b>	1/2"	1/2 - 14	10C5-8RMP - Male Pipe 30° Cone Seat
<b>GAT G34100-1012</b>	1/2"	3/4 - 14	10C5-12RMP - Male Pipe 30° Cone Seat
<b>GAT G34210-0404</b>	3/16"	7/16 - 20	4C5-4RJFSX - Dual Seat Female JIC 37°/SAE 45° Flare Swivel
<b>GAT G34210-0808</b>	13/32"	3/4 - 16	8C5-8RFJSX - Dual Seat Female JIC 37°/SAE 45° Flare Swivel
<b>GAT G34212-0808</b>	13/32"	3/4 - 16	8C5-8RFJSX90 - Dual Seat Female JIC 37°/SAE 45° Flare Swivel - 90° Bent Tube
<b>GAT G34500-0606</b>	5/16"	5/8 - 18	6C5-6RMIX - Male SAE 45° Flare Inverted Swivel
<b>GAT G34205-0606</b>	5/16"	5/8 - 18	6C5-6RFSX90 - Female SAE 45° Flare Swivel - 90° Bent Tube



## C5D HIGH TEMP MULTI-FLUID MEDIUM PRESSURE HOSE - TYPE A-II

Item Number	I.D.	Working Pressure	Min. Burst Pressure	Description
<b>GAT 85680</b>	3/16"	1500 psi	6000 psi	4C5D
<b>GAT 85681</b>	1/4"	1500 psi	6000 psi	5C5D
<b>GAT 85682</b>	5/16"	1500 psi	6000 psi	6D5D
<b>GAT 85683</b>	13/32"	1250 psi	5000 psi	8C5D
<b>GAT 85684</b>	1/2"	1250 psi	5000 psi	10C5D
<b>GAT 85685</b>	5/8"	750 psi	3000 psi	12C5D
<b>GAT 85686</b>	7/8"	400 psi	1600 psi	16C5D



## C5C HYDRAULIC HOSE - 50' LENGTH - TYPE A-II

Item Number	I.D.	Working Pressure	Min. Burst Pressure	Description
<b>GAT 86605</b>	3/16"	3000 psi	12000 psi	4C5C
<b>GAT 86606</b>	1/4"	3000 psi	12000 psi	5C5C
<b>GAT 86607</b>	5/16"	2250 psi	9000 psi	6C5C
<b>GAT 86608</b>	13/32"	2000 psi	8000 psi	8C5C
<b>GAT 86609</b>	1/2"	1750 psi	7000 psi	10C5C
<b>GAT 86610</b>	5/8"	1500 psi	6000 psi	12C5C

For field attachable reusable couplings, consult the Gates Hydraulic Hose Fitting and Equipment Catalog. Ask your Sales Representative about our Gates Hydraulic Hose Program.



# Motor Oil

## CASTROL TECTION MOTOR OIL

Item Number	Size	Weight
<b>CAS TECTION-1</b>	Gallon	15W-40
<b>CAS TECTION-6</b>	6 Gallons	15W-40



## CHEVRON DELO MOTOR OIL

Item Number	Size	Weight
<b>CHV 400-15-40</b>	Quart	15W-40
<b>CHV 400-15-40-1</b>	Gallon	
<b>CHV 400-15-40-5</b>	5 Gallons	
<b>CHV 400-15-40-55</b>	55 Gallons	
<b>CHV 400-30</b>	Quart	30W
<b>CHV 400-30-1</b>	Gallon	
<b>CHV 400-30-5</b>	5 Gallons	
<b>CHV 400-30-55</b>	55 Gallons	
<b>CHV 400-40</b>	Quart	40W
<b>CHV 400-40-1</b>	Gallon	
<b>CHV 400-40-5</b>	5 Gallons	
<b>CHV SYN5-40-1</b>	Gallon	Delo 400LE Synthetic



## LUCAS MOTOR OIL

Item Number	Size	Weight
<b>LUC 10075</b>	Quart	15W-40
<b>LUC 10076</b>	Gallon	
<b>LUC 10078</b>	55 Gallons	



## LUCAS SYNTHETIC MOTOR OIL

Item Number	Size	Weight
<b>High Performance Synthetic</b>		
<b>LUC 10082</b>	Quart	5W-20
<b>LUC 10049</b>	Quart	5W-30
<b>LUC 10050</b>	Quart	10W-30
<b>LUC 10119</b>	55 Gallons	10W-30
<b>LUC 10054</b>	Quart	20W-50
<b>Semi-Synthetic</b>		
<b>LUC 10710</b>	Quart	10W-40



## MOBIL MOTOR OIL

Item Number	Size	Weight
<b>MOB T5-40</b>	Quart	5W-40
<b>MOB T5-40-1</b>	Gallon	Synthetic
<b>MOB DELVAC15-40-1</b>	Gallon	15W-40 Delvac
<b>MOB DELVAC15-40-5</b>	5 Gallons	
<b>MOB DELVAC15-40-55</b>	55 Gallons	



## MOTORCRAFT MOTOR OIL

Item Number	Size	Weight
<b>MOT DIESEL10-30</b>	Quart	10W-30
<b>MOT 15-40</b>	Quart	15W-40
<b>MOT 15-40-5QT</b>	5 Quarts	15W-40
<b>MOT 15-40-55</b>	55 Gallons	15W-40



## MYSTIK MOTOR OIL

Item Number	Size	Weight
<b>MYS JT8-15-40</b>	Quart	15W-40
<b>MYS JT8-15-40-1</b>	Gallon	
<b>MYS JT8-15-40-2</b>	2 Gallons	
<b>MYS JT8-15-40-5</b>	5 Gallons	
<b>MYS JT8-15-40-55</b>	55 Gallons	15W-50
<b>MYS JT8-15-50</b>	Quart	
<b>MYS JT8-15-50-1</b>	Gallon	
<b>MYS JT8-15-50-2</b>	2 Gallons	
<b>MYS JT8-15-50-5</b>	5 Gallons	
<b>MYS JT8-15-50-55</b>	55 Gallons	30W
<b>MYS JT8-HD30</b>	Quart	
<b>MYS JT8-HD30-2</b>	2 Gallons	



# Motor Oil



## O'REILLY MOTOR OIL

Item Number	Size	Weight
ORO 15-40-1	Gallon	15W-40
ORO 15-40-5	5 Gallons	
ORO 15-40-55	55 Gallons	
ORO HD30	Quart	30W
ORO HD30-55	55 Gallons	
ORO HD40	Quart	40W
ORO HD40-55	55 Gallons	



## SHELL ROTELLA-T MOTOR OIL

Item Number	Size	Weight
SHE T10-30	Quart	10W-30
SHE T10-30-1	Gallon	
SHE T10-30-55	55 Gallons	
SHE T15-40-1	Gallon	15W-40
SHE T15-40-5	5 Gallons	
SHE T15-40-55	55 Gallons	
SHE T30-QT	Quart	30W
SHE T30-1	Gallon	
SHE T30-5	5 Gallons	
SHE T30-55	55 Gallons	40W
SHE T40-1	Gallon	
SHE T40-55	55 Gallons	

## ROYAL PURPLE SYNTHETIC MOTOR OIL

Item Number	Size	Weight
RYP 15-40	Quart	15W-40
RYP 15-40-1	Gallon	
RYP 15-40-5	5 Gallons	
RYP 15-40-55	55 Gallons	
RYP HD30	Quart	HD30
RYP HD40	Quart	HD40
RYP HD50	Quart	HD50



## SHELL SYNTHETIC MOTOR OIL

Item Number	Size	Weight
SHE SYN5-40-QT	Quart	5W-40
SHE SYN5-40-1	Gallon	



## VALVOLINE MOTOR OIL

Item Number	Size	Weight
VAL 15-40	Quart	15W-40
VAL 70509	Gallon	
VAL 15-40-55	55 Gallons	
VAL FLEET30	Quart	30W
VAL FLEET30-5	5 Gallons	
VAL 70518	Gallon	5W40 Synthetic

## LUCAS HEAVY-DUTY OIL STABILIZER

LUC 10001 32 oz.  
LUC 10002 Gallon



## Motor Oil Reference Chart

### CONVENTIONAL MOTOR OILS

10W-30		
Motorcraft	MOT DIESEL10-30	Quart
	SHE T10-30	Quart
Shell Rotella-T	SHE T10-30-1	Gallon
	SHE T10-30-55	55 Gallons
15W40		
Castrol	CAS TECTION-1	Gallon
	CAS TECTION-6	6 Gallons
Chevron	CHV 400-15-40	Quart
	CHV 400-15-40-1	Gallon
	CHV 400-15-40-5	5 Gallons
	CHV 400-15-40-55	55 Gallons
Lucas	LUC 10075	Quart
	LUC 10076	Gallon
	LUC 10078	55 Gallons
Mobil	MOB DELVAC15-40-1	Quart
	MOB DELVAC15-40-5	5 Gallons
	MOB DELVAC15-40-55	55 Gallons
Motorcraft	MOT 15-40	Quart
	MOT 15-40-5QT	5 Quarts
	MOT 15-40-55	55 Gallons
Mystik	MYS JT8-15-40	Quart
	MYS JT8-15-40-1	Gallon
	MYS JT8-15-40-2	2 Gallons
	MYS JT8-15-40-5	5 Gallons
	MYS JT8-15-40-55	55 Gallons
O'Reilly	ORO 15-40-1	Gallon
	ORO 15-40-5	5 Gallons
	ORO 15-40-55	55 Gallons
Shell Rotella-T	SHE T15-40-QT	Quart
	SHE T15-40-1	Gallon
	SHE T15-40-5	5 Gallons
	SHE T15-40-55	55 Gallons
Valvoline	VAL 15-40	Quart
	VAL 70509	Gallon
	VAL 15-40-55	55 Gallons
15W50		
Mystik	MYS JT8-15-50	Quart
	MYS JT8-15-50-1	Gallon
	MYS JT8-15-50-2	2 Gallons
	MYS JT8-15-50-5	5 Gallons
	MYS JT8-15-50-55	55 Gallons

### CONVENTIONAL MOTOR OILS

30W		
Chevron	CHV 400-30	Quart
	CHV 400-30-1	Gallon
	CHV 400-30-5	5 Gallons
	CHV 400-30-55	55 Gallons
Mystik	MYS JT8-HD30	Quart
	MYS JT8-HD30-2	2 Gallons
O'Reilly	ORO HD30	Quart
	ORO HD30-55	55 Gallons
Shell Rotella-T	SHE T30-QT	Quart
	SHE T30-1	Gallon
	SHE T30-5	5 Gallons
	SHE T30-55	55 Gallons
Valvoline	VAL FLEET30	Quart
	VAL FLEET30-5	5 Gallons
40W		
Chevron	CHV 400-40	Quart
	CHV 400-40-1	Gallon
	CHV 400-40-5	5 Gallons
O'Reilly	ORO HD40	Quart
	ORO HD40-55	55 Gallons
Shell Rotella-T	SHE T40-1	Gallon
	SHE T40-55	55 Gallons

### SYNTHETIC MOTOR OILS

Multi-weights			
Chevron	CHV SYN5-40-1	Gallon	Delo 400LE
Lucas	LUC 10082	Quart	5W-20
	LUC 10049	Quart	5W-30
	LUC 10050	Quart	10W-30
	LUC 10119	55 Gallons	10W-40
Mobil	MOB T5-40	Quart	5W-40
	MOB T5-40-1	Gallon	
Royal Purple	RYP 15-40	Quart	15W-40
	RYP 15-40-1	Gallon	
	RYP 15-40-5	5 Gallons	
	RYP 15-40-55	55 Gallons	
Shell	SHE SYN5-40	Quart	5W-40
	SHE SYN5-40-1	Gallon	
Valvoline	VAL 70518	Gallon	5W-40
Heavy-Duty			
Royal Purple	RYP HD30	Quart	HD30
	RYP HD40	Quart	HD40
	RYP HD50	Quart	HD50





## BP AUTRAN SYN 295

BP Autran Syn 295 is a fully synthetic universal shift and automatic transmission fluid designed to increase efficiency through extended drain intervals and maintain its stability under severe operating conditions. Meets or exceeds the performance requirements set forth by OEMs and listed or approved under the following specs: Allison TES-295 (AN-031002), ZF Transmissions, Allison C-4 (33014203), Voith Transmission and DEXRON®-III (G-34746) PDS 7097 11/15.

**OIL BP-ATFSYN-1** *Gallon*

**OIL BP-ATFSYN-5** *5 Gallon*



## LUCAS SYNTHETIC 50W TRANSMISSION FLUID

A highly technical, long lasting blend of synthetic oils and synthetic additives designed specifically to protect today's heavy-duty transmissions calling for a 50W oil.

**LUC 10146** *Gallon*



## SYNGEAR CD-50 SYNTHETIC MANUAL TRANSMISSION FLUID

Specially formulated synthetic lubricant designed for extended drain and severe service in heavy-duty manual transmissions, which require non EP gear or transmission fluid. Formulated from a synthetic base stock with a high viscosity index and low pour point, provides superior all-weather, year-round performance. It also contains an anti-wear additive as well as rust, oxidation and corrosion inhibitors that protect bearings and synchronizers, reduce component wear and promote longer transmission and lubricant life.

**CAS SYN50-5** *5 Gallons*



## CASTROL GEAR OIL

### Syngear

A line of API GL-5 heavy-duty synthetic gear lubricants. Provides excellent cold weather performance, outstanding stability under higher than normal operating temperatures and a noted load carrying ability for cooler operation and longer equipment life.

**CAS SYN75-90-5** *5 Gallons 75W-90*

**CAS SYN80-140-5** *5 Gallons 80W-140*

### Standard Grade

**CAS 80-90** *Quart 80W-90*

**CAS 85-140** *Quart 85W-140*



## LUCAS GEAR OIL

### Synthetic

Lucas Synthetic Gear Oil is a non-foaming, super slick, long lasting lubricant designed especially for heavy-duty or high performance applications. Contains a special additive package that cushions gears and resists "squeezing out" under extreme pressure situations. Specially designed to stand up to high temperatures without losing lubricity.

**LUC 10047** *Quart 75W-90*

**LUC 10048** *Gallon 75W-90*

**LUC 10072** *5 Gallons 75W-90*

**LUC 10073** *16 Gallons 75W-90*

### Standard Grade

The Lucas gear oil formula is fortified with special anti-wear agents and lubricity agents to control wear and drag as well as special additives to control heat. This gear oil is both excellent for race cars and any heavy-duty applications.

**LUC 10043** *Quart 80W-90*

**LUC 10046** *Gallon 80W-90*

**LUC 10066** *5 Gallons 80W-90*

**LUC 10069** *55 Gallons 80W-90*

**LUC 10042** *Quart 85W-140*

**LUC 10045** *Gallon 85W-140*

**LUC 10061** *5 Gallons 85W-140*

## MOBIL GEAR OIL

Designed to help protect and extend the life of automotive gears, rear axles and differentials. Provides outstanding protection, even in the most extreme operating conditions or service, and exceeds the most severe requirements for many automobile and truck rear axles.

**MOB MOBIL1GEAR** Quart 75W-90



## MYSTIK GEAR OIL

Multi-purpose, thermally stable, sulfur-phosphorus extreme pressure (EP) gear lubricants that exceed the performance requirements of the latest axle and non-synchronized manual transmission specs, MIL-PRF-2105E, and Mack GO-J. Provides superior EP protection, minimum gear wear, excellent deposit control and improved rust and corrosion protection under extreme service conditions.

### Standard Grade

**MYS JT7-80-90** Quart 80W-90

**MYS JT7-80-90-2** 2 Gallons 80W-90

**MYS JT7-80-90-5** 5 Gallons 80W-90

**MYS JT7-80-90-55** 55 Gallons 80W-90

**MYS JT7-85-140** Quart 85W-140

**MYS JT7-85-140-5** 5 Gallons 85W-140



## MASTERPRO GEAR OIL

Contains Seal Swell for outstanding seal compatibility. Suitable for year-round use in most climates. Made with high quality solvent refined base oil and select additives.

**MP 80036** Quart 80W-90

**MP 80037** Gallon 80W-90

**MP 80038** Quart 85W-140

**MP 80039** Gallon 85W-140

**MP 80040** Gallon 140W

**MP 80041** 5 Gallons 80W-90

**MP 80042** 5 Gallons 85W-140

**MP 80054** Quart 75W-90

## ROYAL PURPLE GEAR OIL

Combines the highest quality synthetic oils with Synslide additive technology. Designed to maximize power and provide unsurpassed protection to heavily loaded gears. Makes gears run smoother, quieter, cooler and longer without overhauls. Recommended for use in truck, motor home / RV, and automotive front or rear differentials, manual transmissions, and lower gear units of marine engines that specify use of an API GL-5 or GL-4 fluid. All viscosities are formulated with hypoid friction modifiers necessary for use in clutch or cone type differentials. No additional additives are necessary.

**RYP 75-90** Quart 75W-90

**RYP 75-90-5** Quart 75W-90

**RYP 75-140** Gallon 75W-140

**RYP 75-140-5** 5 Gallons 75W-140

**RYP 85-140** Gallon 85W-140



## PENNZOIL GEAR OIL

Multi-purpose gear lubricant is manufactured from select, highly refined base oils and field-proven performance additives. Offers excellent chemical and thermal stability over a wide temperature range, and optimum protection against wear and shock loads in transmissions and axles.

**PEN 80-90** Quart 80W-90



## VALVOLINE GEAR OIL

Fully synthetic, thermally stable, extreme pressure gear lubricant designed to operate and protect in both high and low extreme temperature conditions. Specially recommended for limited-slip hypoid differentials. Thermally stable, extreme-pressure gear lubricant that withstands severe temperatures and shock loading while providing excellent anti-wear, anti-scuffing and corrosion protection.

### Standard

Meets GL-3 and GL-4 specifications.

**VAL 538** 5 Gallons 80W-90

### Synthetic

**VAL 975** Quart 75W-90

**VAL 982** Quart 75W-140

### Hi Performance

**VAL 832** Gallon 80W-90

**VAL 838** 5 Gallons 80W-90

**VAL 836** 16 Gallons 80W-90



# Hydraulic & Transmission Fluid

## O'REILLY HYDRAULIC FLUID

Formulated with advanced detergent/dispersant, antiwear, antirust, and antifoam additives. Contains Seal Swell for outstanding seal compatibility. Made with quality, solvent refined base oils and select additives providing excellent oxidation resistance and thermal stability.

### AW32 Fluid

**ORO 74305** 1 Gallon  
**ORO 74309** 5 Gallons  
**ORO 74355** 55 Gallons

### AW46 Fluid

**ORO 74405** 1 Gallon  
**ORO 74409** 5 Gallons  
**ORO 74455** 55 Gallons

### Pure Guard AW68 Fluid

**OIL 93060** 5 Gallons  
**OIL 93061** 55 Gallons



### Multi-Viscosity AW Fluid (32-46-68)

Has excellent anti-wear additives that provide protection to all moving parts. Gives premium thermal stability resistance to thermal degradation. Provides excellent shear stability that resists viscosity loss. Provides superior oxidative stability to provide long oil and equipment life.

**ORO 80024** 5 Gallons  
**ORO 80043** 55 Gallons



### 303 Tractor Fluid

Formulated to resist leakage. Formulated with advanced detergent/dispersant, antiwear, antioxidant, antirust and anti-foam additives. Contains Seal Swell for outstanding seal compatibility. Suitable for year-round use in most climates.

**ORO 74505** 1 Gallon  
**ORO 74509** 5 Gallons  
**ORO 74555** 55 Gallons



### Premium Tractor Fluid

Formulated to resist leakage. Formulated with advanced detergent/dispersant, antiwear, antioxidant, antirust and antifoam additives. Contains Seal Swell for outstanding seal compatibility. Formulated to reduce brake chatter. Suitable for year-round use in most climates.

**ORO 74205** 1 Gallon  
**ORO 74209** 5 Gallons  
**ORO 74255** 55 Gallons



## CASTROL BLUE HYDRAULIC PLUS FLUID

Provides maximum pump life and trouble free service in construction and mining mobile hydraulic applications. Possesses proven anti-wear protection, a high viscosity index to enhance performance over a wide temperature range, and excellent water separation properties. Formulated with carefully selected premium base oils, coupled with rust, oxidation and foam inhibitors. The fluid has been dyed blue in order for the equipment user to facilitate leak detection.

**CAS 40247** 5 Gallons

## LUCAS UNIVERSAL HYDRAULIC FLUID

Lucas Universal Hydraulic Fluid includes an additive package that contains thermal stabilizers and lubricity agents. It gives operators and equipment owners the extra protection for their hydrostat and automatic transmissions and reduces downtime due to heat and lack of lubrication.

**LUC 10017** 1 Gallon



## SHELL NON-CONDUCTIVE HYDRAULIC OIL

- Excellent anti-wear properties which protect hydraulic pumps and motors
- Excellent filterability
- Good air release and low foaming properties which minimize oil loss
- Good water separation properties
- High viscosity index permits operation of equipment over a wide range of temperature and helps to control peak system pressures on start up
- Excellent oxidation stability results in long oil service life
- Rust inhibitors protect equipment and pipework
- Excellent anti wear properties result in low wear rates of pumps and motors
- Approved by manufacturers of all major hydraulic pumps, motors and valves

**SHE TELT32P** 5 Gallons

**SHE TELLIS32-55** 55 Gallons





# 2 & 4 Cycle Oil & Grease

## LUCAS SEMI-SYNTHETIC 2 CYCLE OIL

**LUC 10058** 2.6 oz.  
**LUC 10059** 6.4 oz.  
**LUC 10110** Quart  
**LUC 10115** Gallon  
**LUC 10120** Pint



## LAWN BOY 2 CYCLE OIL

**LWN 2CYCLE** 8 oz.

## MERCURY 2 CYCLE OIL

**Outboard TCW3**  
**MER 2CYCLE** 16 oz.  
**MER 2CYCLE-1** Gallon

**DFI/Optimax Synthetic Blend**  
**MER 858037** Gallon



## ROYAL PURPLE TCW III 2 CYCLE OIL

**RYP 2CYCLE-1** Gallon

## MASTERPRO 2 CYCLE OIL

**MP2 80015** 2.6 oz.  
**MP2 80016** 6.4 oz.  
**MP2 80017** Pint

**Marine 2 Cycle**  
**MP2 80020** 16 oz.  
**MP2 80021** Quart

**Sea/Snow 2 Cycle**  
**MP2 80022** Quart

**Masterpro 4 Cycle Oil**  
**MP2 80018** 20 oz.  
**MP2 80019** 48 oz.



## MERCURY 4 CYCLE SYNTHETIC BLEND OIL

**25-40 Outboard**  
**MER 858052** 32 oz.  
**25-40 Inboard**  
**MER 858055** 32 oz.

## LUCAS GREASE

**Red-N-Tacky**  
**LUC 10005** 14 oz. Tube  
**X-Tra Grease**  
**LUC 10301** 14.5 oz. Tube  
**X-HD Bearing Grease**  
**LUC 10330** 16 oz. Tube



## MOBIL GREASE

**MOB MOBIL1GREASE** 12.5 oz. Tube

## MYSTIK GREASE

**Multi-Purpose**  
**MYS JT6-14** 14 oz. Tube  
**MYS JT6-5** 35 Lbs.  
**Hi Temp**  
**MYS JT6-14-HITEMP** 14 oz. Tube  
**MYS JT6HITEMP5** 35 Lbs.  
**MYS JT6-14-HITMP-16** 120 Lbs.



## VALVOLINE GREASE

**Multi-Purpose**  
**VAL 605** 120 Lbs.  
**VAL 606** 35 Lbs.  
**Wheel Bearing Grease**  
**VAL 614** 1 Lb.  
**VAL 615** 14 oz. Tube  
**VAL 616** 4 Lbs.



**Moly Grease**  
**VAL 632** 1 Lb. Moly EP  
**VAL 633** 14 oz. Moly TB Tube  
**Synthetic CRT EP2**  
**VAL 985** 14 oz. Tube

## LUCAS CHAIN LUBRICANT

Developed to be a long lasting, all weather, all temperature lubricant and protectant for chains, sprockets, cables and open gears. It is water resistant and contains Moly for extreme pressure situations. It should be applied to any nuts, bolts or components that are subject to long term exposure.

**LUC 10014**



## CASTROL 5TH WHEEL GREASE

**CAS 55527** 35 lbs. Pail



## LUCAS 5TH WHEEL LUBE

**LUC 10030** Pint



## PERMATEX SLIK-PAK 5TH WHEEL GREASE

**PER 01010** 2 oz.



# Fuel Additives & Diesel Treatments

## FPPF DIESEL FUEL ADDITIVES

### Fuel Power Diesel Fuel Treatment

**FPP 00100** 8 oz.  
**FPP 00101** Gallon

### Lubricity Plus Fuel Power

**FPP 00105** Quart  
**FPP 00113** 55 Gallon

### Premium Polar Power

**FPP 00106** Quart  
**FPP 00109** 55 Gallon

### Kill'em Biocide

**FPP 00119** 16 oz.

### Emergency Melt Down

Emergency fuel treatment for gelled diesel fuel.

**FPP 00124** Quart

### Total Power

**FPP 00317** 12 oz.  
**FPP 00343** Quart

### Bio Diesel Winter Treatment

**FPP 00603** Quart

### Bio Diesel Power

**FPP 01300** 16 oz.



## HOWES DIESEL FUEL ADDITIVES

### Diesel Conditioner Plus Anti-Gel

Increased power and MPGs, cleaning and lubricating of fuel injectors, fuel filters lasting up to three times longer and the harmless removal of water. Contains highly refined petroleum ingredients with no alcohol, harmful solvents, sulfur or ash. Will not void any engine manufacturer's warranty.

**HOW 103060-1/2** Half Gallon  
**HOW 103062-QT** Quart

### Meaner Power Kleaner

A non-solvent, alcohol-free product formulated to increase the life of the fuel injection system, resulting in more power, lower emissions, increased MPGs and a decrease in maintenance costs. Reduces sediment formation, including rust and scale, plus eliminates water problems. Rated "superior" in the Cummins L-10 test.

**HOW 103067** Quart  
**HOW 103008** 8 oz.

### Winter Treat Plus

Superior cold weather protection. Contains an advanced wax crystal modifier that prevents filter plugging at lower temperatures.

**HOW 103073** 2.5 Gallon



## LUCAS COMPLETE FUEL TREATMENT

Upper cylinder lubricant with injector cleaners and fuel conditioners.

**LUC 10020** 5.25 oz.  
**LUC 10003** Quart  
**LUC 10013** Gallon

### Extreme Cold Weather Fuel Treatment

**LUC 10021** Half Gallon

## BIOMEDIC FUEL STERILIZER

Designed to control biological and organic growth in diesel fuel.

**LUC 10177** Quart  
**LUC 10178** Gallon

## POWER SERVICE FUEL ADDITIVES

### Diesel Fuel Supplement® +Cetane Boost®

**PWS 1016** 16 oz.  
**PWS 1025** 32 oz.  
**PWS 1080** 80 oz.  
**PWS 1050** 2.5 Gallons Concentrate

### Diesel Kleen® Cetane Boost®

**PWS 3016** 16 oz.  
**PWS 3025** 32 oz.  
**PWS 3080** 80 oz.

### Diesel +911

**PWS 8025** 32 oz.  
**PWS 8080** 80 oz.

### Bio Kleen® Diesel Fuel Biocide

**PWS 9080** 80 oz.

### Clear Diesel Fuel and Tank Cleaner

**PWS 9225** 32 oz.



## SEAFOAM MULTI-USE FORMULA MOTOR TREATMENT

- Injector cleaner
- Fuel stabilizer
- De-icer anti-gel
- Upper cylinder lube
- Dries oil and fuel

**SEF SF16** 16 oz.  
**SEF SF128** Gallon

## DIESEL EXHAUST FLUID

- For use in all Selective Catalytic Reduction (SCR) systems on diesel engines
- Meets ISO-22241-1 specification for diesel exhaust fluid, is API registered and meets or exceeds OEM specifications

**PEK DEF-1** Gallon  
**PEK DEF-2.5** 2.5 Gallons  
**PEK DEF-55** 55 Gallon Drum  
**PEK DEF-275** 275 Gallon Tote Factory Direct  
**PEK DEF-330** 330 Gallon Tote Factory Direct





# Antifreeze & Wiper Fluid

## FINAL CHARGE EXTENDED LIFE ANTIFREEZE/COOLANT

- Red in color
- 600,000 mile/12,000 hour coolant based on patented organic acid technology
- Eliminates the need for SCAs, chemically charged filters and inhibitor testing
- Nitrate, borate, silicate, phosphate-free
- Fully compatible with all coolant technologies
- Proprietary inhibitor stabilizers limit glycol degradation
- Exceptional seal and gasket protection
- Extends service interval reduces service and maintenance costs
- Lower operating costs by eliminating the cost of up to 24 recharges over 600,000 miles

Meets or exceeds the performance requirements for these specifications:

- |                     |                        |
|---------------------|------------------------|
| • Freightliner      | • Peterbilt            |
| • CAT EC-1          | • Cummins 14603        |
| • Detroit Diesel    | • Mack Truck SB232-014 |
| • Navistar B1       | • Kenworth             |
| • Alliance          | • Volvo                |
| • John Deere H24A1  | • John Deere H24C1     |
| • Mercedes DBL 7700 | • MTU 5048             |

**AFZ FINALCHARGE** Gallon  
**AFZ FINALCHARGE-55** 55 Gallons

### Converter

Converts conventional and fully formulated coolants to Final Charge®.

**AFZ FC CONVERTER** Gallon

### Extender

**AFZ FC EXTENDER** Quart

### 50/50 Pre-Diluted Extended Life Antifreeze/Coolant

**AFZ FC50/50** Gallon  
**AFZ FC50/50-55** 55 Gallons



## FLEET CHARGE SCA PRECHARGED ANTIFREEZE/COOLANT

- Purple in color
- Nitrate for cavitation protection
- Low silicated, phosphate-free formula
- State of the art low total dissolved solids coolant
- OEM initial fill technology

Meets/exceeds the performance requirements for these specifications:

- |                         |                            |
|-------------------------|----------------------------|
| • Caterpillar           | • Detroit Diesel 7SE298    |
| • PACCAR                | • Cummins 14603            |
| • Freightliner 48-22880 | • Navistar B1              |
| • Volvo North America   | • White/GMC, Div. of Volvo |
| • John Deere H24A1      | • John Deere H24C1         |
| • MTU/Mercedes          | • TMC RP-329               |
| • GM 1899M              | • ASTM D-4985              |
| • ASTM D-5345 (50%)     | • ASTM D-6210              |

**AFZ FLEET** Gallon  
**AFZ FLEET-55** 55 Gallons

### 50/50 Pre-Diluted SCA Precharged Antifreeze/Coolant

**AFZ FLEET50/50** Gallon  
**AFZ FLEET50/50-55** 55 Gallons

## WIPER FLUID

### Washer Solvent -22°F

**WIP GAL** Gallon  
**WIP 55-GAL** 55 Gallons

### Washer Solvent +22°F

**WIP GAL-TX** Gallon  
**WIP GAL-TX-55** 55 Gallons

### Washer Solvent 0°F

**WIP GAL-0** Gallon  
**WIP GAL-0-55** 55 Gallons

### De-Icer

**WIP PREM DEICER-55** 55 Gallons



## LIQUID COOLING SYSTEM TREATMENT

- Complete one step, low solids liquid cooling system treatment
- Protects against cavitation erosion in sleeve assemblies

**WIX 24056** Pint  
**WIX 24058** 1/2 Gallon  
**WIX 24057** 5 Gallon



## COOLANT TEST STRIPS

Determine the dry chemical additive, dry chemical additive IV and liquid WixCool SCA concentrations.

### Complete Test Kit

Complete with 50 three-way test strips.

**WIX 24107**

### 48 Test Strips

Twelve packs of four test strips per pack.

**WIX 24105**

### Container of 50 Test Strips

**WIX 24106**



## AIR BRAKE ANTI-FREEZE

Recommended for use in air brake lines to prevent line freeze-ups, and to absorb moisture in the system.

**CHP 4137H** Quart  
**CHP 4137N** Gallon



## RV/MARINE ANTIFREEZE/COOLANT

### Burst Protection to -50°F

**AFZ RV** Gallon  
**AFZ RV55** 55 Gallons

### Burst Protection to -100°F

**AFZ RV100** Gallon  
**AFZ RV100-55** 55 Gallons





# Appearance & Cleaning

## SUPERIOR CLEANING PRODUCTS

### Road Warrior Heavy-Duty Soap and Degreaser

Concentrated industrial type soap or degreaser. Used to degrease engines and can be used as a floor cleaner, also great truck and bus soap. Dilution depends on the severity of the job and can be diluted as high as 100:1 with water.

**SCP C46-1** Gallon  
**SCP C46-5** 5 Gallons  
**SCP C46-55** 55 Gallons

### Green All All-Purpose Cleaner

Concentrated all-purpose cleaner. Full strength, this product can be used for engine degreasing. Diluted it can be used to clean tires, bumpers, farm equipment, boat hulls, patio furniture, fiberglass, remove crayon marks, etc.

**SCP C59-PT** Pint  
**SCP C59-1** Gallon  
**SCP C59-5** 5 Gallons  
**SCP C59-55** 55 Gallons

### Dirt Buster

#### Cherry Scented Vehicle Soap

Specially formulated soap used primarily when hand washing a vehicle. Designed to loosen dirt, grime, and lift the dirt from the surface allowing the dirt to be rinsed away without removing the vehicle's wax. Concentrate; use one ounce to a wash bucket. Produces high sudsing and excellent cleaning. Cherry fragrance added.

**SCP C60-PT** Pint  
**SCP C60-1** Gallon  
**SCP C60-5** 5 Gallons  
**SCP C60-55** 55 Gallons

### Muscle Magic Cleaner/Degreaser

Highly concentrated completely biodegradable, water based heavy-duty degreaser. Undiluted, in addition to grease, dirt and grime, this product will remove paint. Low foaming action makes it ideal for automatic scrubbers, pressure washers and steam cleaners. Works well in dissolving soils, grease, tar, gum, petroleum build up, black rubber tire marks from concrete and vinyl floors. DO NOT use on aluminum or other soft metal surfaces.

**SCP C77-1** Gallon  
**SCP C77-5** 5 Gallons

### Wire Wheel Cleaner Acid Based

Acid based cleaner that will remove brake dust, tar, grime, rust, etc. Is also safe for aluminum or mag wheel if diluted 1:1 with water and the directions are followed.

**SCP C80-1** Gallon  
**SCP C80-5** 5 Gallons

### White Wall 500

#### Concentrated White Wall Cleaner

An economical, concentrated white wall cleaner. Can be diluted 2:1 with water and will still clean effectively. Can also be used for cleaning engines and other grimy applications.

**SCP C90-1** Gallon  
**SCP C90-5** 5 Gallons



### Rubber Dressing

Water-based concentrate containing no silicone; body shop safe. Can be diluted up to 1:4 with water depending on the application and desired results. Gives tires a new tire look without the high gloss shine of Cover-All.

**SCP F71-1** Gallon  
**SCP F71-5** 5 Gallons

### Super Shine II Tire & Interior Dressing

Ready to use milky white water based top and tire dressing. Spray it on and wipe it off. Water based product it can be diluted to 1:1 with water and still achieve the desired results while making the product go farther.

**SCP F76-1** Gallon  
**SCP F76-5** 5 Gallons

### Cover-All High Gloss Tire & Interior Dressing

Solvent-based ready to use dressing that produces a high gloss finish. Leaves a high gloss shine that lasts for weeks on an interior and is also great for vinyl tops. The silicone acts as a water repellent and protectant.

**SCP F88-1** Gallon  
**SCP F88-5** 5 Gallons

### Fire Power

Low foaming, non caustic all purpose cleaner that is safe on all surfaces inside and outside your car. Use as a carpet pre spotter/cleaner or mix in your extractor solution tank for controlled foam cleaning.

**SCP C58-1** Gallon  
**SCP C58-5** 5 Gallons



### BUGS-B-GONE®

- Attacks and neutralizes the stickiest bugs, dirt and grime
- Perfect for paint, glass, Plexiglas, and chrome surfaces
- Works great on windows, mirrors, hoods, bumpers, and anywhere bugs have splattered
- Easy to use - just spray, let soak, then wash away with wet towel

**SEF BBG1** 16 oz.  
**SEF BBG4** Gallon

### Windshield Washer Concentrate

Just add 2 oz. to the washer reservoir and let the wiper blades do the work. Spray several times to remove bug bodies. This product is specially formulated to work with any summer or winter blended solution.

**SEF BBG5** 8 oz.

# Brushes



**FIBERGLASS ADJUSTABLE HANDLES**

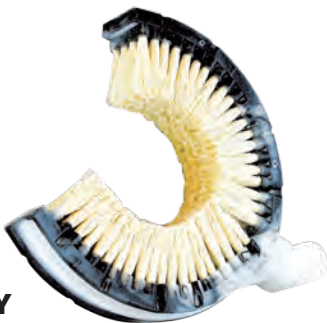
4' to 8'  
**CRD 92508**  
6' to 12'  
**CRD 92509**



**8" WASH BRUSH  
AND 48" WOODEN HANDLE**  
**CRD 93053**



**10" HEAVY-DUTY MULTI-LEVEL  
FLOW-THRU BRUSH**  
Complete with 75" extension handle.  
**CRD 93097**



**4" TO 6" HEAVY-DUTY  
STACK WASH BRUSH**  
**CRD 93505**



**AIR SEAT  
BLOW GUN KIT**  
**CRD 63050**



**10" HEAVY-DUTY  
WASH BRUSH**  
**CRD 93057**



**10" WHEEL AND  
BUMPER BRUSH**  
**CRD 92036**



**24" GARAGE  
SWEEP**  
Includes 60" handle.  
**CRD 93071**



**10" WHISK BROOM**  
**CRD 93028**



**SQUEEGEE**  
Professional Plastic 20" Handle  
**CRD 9267**  
Standard Wooden 20" Handle  
**CRD 9032R**



**SQUEEGEE BUCKET**  
Gallon size.  
**CRD 94101**

# Pressure Washers



## DIRECT DRIVE COLD PRESSURE WASHER

- Heavy-duty, powder-coated, 7 gauge chassis design
- Dual rubber vibration isolators
- Flat-free pneumatic tires with ball bearing hubs
- High performance OHV Honda GX Series engine with low oil level shutdown
- Industrial grade triplex ceramic plunger pump
- High pressure safety relief valve
- High temperature thermal relief valve
- Nozzle control
- Recoil start
- Color-coded 0°, 15°, 25°, and 40° pressure wash nozzles
- 3/8" diameter x 50' hose with quick coupling

Item Number	Pressure (PSI)	Volume (GPM)
JNY DDG3030	3000	3.0
JNY DDG3440	3400	4.0



## 3000 PSI PORTABLE GAS PRESSURE WASHER

Powered by 6.5 hp OHV engine and 3000 psi maximum pressure this pressure washer can clean just about anything from sidewalks, boats, cars etc.

### Features

- 3000 psi maximum pressure
- 2.7 gpm maximum water flow
- Stainless steel wand
- 300 hour pump life
- Five quick connect spray nozzles (0°, 15°, 25°, 40°, soap)
- Maintenance-free brass pump features a thermal relief valve
- 30' 5/16" high pressure hose with quick connect coupling
- 10" pneumatic tire

APA APW5102

## OIL FIRED COMBINATION WASHERS

Cold pressure, hot pressure and steam cleaner in one unit.

- Heavy-duty powder coated modular chassis
- Jenny's patent pending twin fire modular gun
- Belt driven triplex ceramic plunger pump
- Lighted panel mounted rocker switch
- 24 volt intrinsically safe control voltage
- Ground fault circuit interrupter (single phase)
- Nozzle control
- High pressure relief valve
- High temperature limit protection
- Stainless steel cover
- Stainless steel coil casing ring
- Stainless steel float tank
- High pressure adjustable chemical injection
- 0°, 15°, 25°, 40° color coded pressure wash nozzles and one steam nozzle
- 3/8" diameter x 50' quick coupled hose



Lighting & Mirrors

Safety Products & Warning Devices

Tractor & Trailer Accessories

Battery & Electrical

Brake & Wheel End

Engine & Cooling Systems

Driveline, Suspension & Alignment

Agriculture & Snow Plow Parts

Hydraulic Equipment, Hose & Couplers

Oil & Chemicals

Tools & Equipment



# Diagnostics

## PRO-LINK IQ

The Pro-Link iQ is the new standard in hand-held diagnostic scanning tools for commercial vehicles. This easy-to-use diagnostic tool is designed to help diagnose engine, brake, and transmission failures. The hardware designed to support today's vehicles, as well as the more complex vehicles of tomorrow.

### Kit Includes:

- PRO-LINK iQ Scan Tool
- iQ heavy-duty standard application - 888008
- 6 pin and 9 pin Deutsch adapter
- Stylus pen

### Features:

- Built-in heavy-duty and automotive interface protocols
- Factory-level diagnostic applications\*
- Proprietary trouble codes
- OEM data parameters
- Large capacity hard drive for future updates
- 8.4" color touch screen
- Provides real-time vehicle data in graph or text modes
- On-screen trouble code definitions

**OTC 3110** Applications sold separately below.

### Pro-Link iQ Applications

**OTC 3110-05** Detroit Diesel Suite

**OTC 3110-06** Cat® Engines with ACERT™ Technology **While Supplies Last!**

**OTC 3110-03** International® Engines - Supports all pre-EPA 07

International Electronic Engines **While Supplies Last!**

**OTC 3110-01** Allison Transmission® Suite

**OTC 3110-04** Meritor WABCO® Suite

**OTC 3110-07** OBDII for Light and Medium-Duty Trucks

**OTC 3110-09** HDS J1939

**OTC 3110-08** Mercedes Benz Engine

**OTC 3110-16** Bendix ABS

**OTC 3110-15** Caterpillar Electronic Engine



## GENISYS HEAVY-DUTY STARTER KIT

### Featuring

- Class 4 - Class 8 truck coverage
- HD J1587/J1708 and J1939 CAN, Engine Transmission/ABS coverage
- Live vehicle data such as:
  - Engine speed and engine ECU temperature
  - Percent acceleration pedal position
  - Engine intercooler temperature and engine coolant temperature
  - Battery volts and alternator volts
  - Ambient air temperature and air inlet temperature
- View and clear diagnostic trouble codes
- Windows PC software

### Applications

Tow trucks, recreational vehicles, cement trucks, dump trucks, garbage trucks, buses, step vans, municipal vehicles, refrigerated trucks and conventional trucks.

### Supported Manufacturers include

MAC Trucks, GM, GMC, Freightliner, Ford, Kenworth, Peterbilt, International, Volvo, and more medium and heavy-duty vehicles.

### Transmission and ABS systems include

Bendix, Detroit, Eaton, Meritor WABCO, Caterpillar, Allison, etc.

**OTC 3421-79**



# Diagnostics

## HEAVY-DUTY SCAN TOOL™

### Features:

- Brilliant color display
- Class 4 - class 8 truck coverage featuring "Automatic Protocol Search"
- HD J1587/J1708 and J1939 CAN, Engine, Transmission/ABS coverage and more
- Live vehicle data such as:
  - Engine speed
  - Engine ECU temperature
  - Percent acceleration pedal position
  - Engine intercooler temperature
  - Engine coolant temperature
  - Battery volts
  - Alternator volts
  - Ambient air temperature
  - Air inlet temperature
- Global OBD II - all nine modes
- ScanMate Windows PC software
- Gasoline and diesel engine coverage
- Supports multiple Global OBD II trouble code requests, generic codes (mode 3), pending codes (mode 7), enhanced codes and GM DTC status
- On-screen definitions of diagnostic trouble codes
- On-screen text in Spanish, French and English
- Customize data views in line graph, LED or digital format with the push of a button
- Three record modes - marker frame, freeze data, history and code triggered record
- Set measurement units in SAE English/Metric
- Internet upgradeable

### Includes:

Heavy-duty scan tool, 9 pin Deutsch cable, 6 pin Deutsch cable, OBD II cable, heavy-duty cable, USB cable, ScanMate software, operations manual, carrying case and three year warranty.

**OTC 3417**



## HEAVY-DUTY CODE READER

- Class 4 - 8 truck coverage.
- HD J1587 / J1708 and J 1939 CAN, Engine, Transmission/ABS coverage and more for diagnostic trouble codes
- Read and clear diagnostic trouble codes
- Provides on screen DTC definitions for heavy-duty standard codes
- Battery powered for off vehicle use
- Internet update capable

### Kit Includes:

- Heavy-duty reader tool
- 9 pin Deutsch cable
- 6 pin Deutsch cable
- Operations manual
- Soft nylon carrying case

**OTC 3418**



## GENISYS EVO® USA '10 DELUXE WITH HEAVY-DUTY STANDARD KIT

Includes the NEW Genisys EVO featuring System 4.0 with Code-Assist™ experienced-based Confirmed Fixes™ from Identifix™, NEW USA '10 Domestic software with Pathfinder, Repair-Trac™, Fast fixes™, USA '10 Asian software, heavy-duty standard software with cables, InfoTech Component Information software, Automated System Test™, OBD II Smart Cable, manuals, adapters, USA Domestic OEM vehicle cables (for GM, Ford, Chrysler, Jeep, Saturn), Smart Cards, and carrying case.

**OTC 3869HD**

Lighting & Mirrors

Safety Products & Warning Devices

Tractor & Trailer Accessories

Battery & Electrical

Brake & Wheel End

Engine & Cooling Systems

Driveline, Suspension & Alignment

Agriculture & Snow Plow Parts

Hydraulic Equipment, Hose & Couplers

Oil & Chemicals

Tools & Equipment

# Generators



## 1,000 WATT GENERATOR

with Inverter Technology

- 4 stroke engine
- Weighs only 32 lbs
- 1000 watt max
- 900 watt rated
- Noise level less than 59dB
- Not CARB approved

**APA APG3101**



## 1,000 WATT GENERATOR

- Air-cooled 2 stroke engine
- Lightweight, compact size, 44 lbs
- 1000 watt surge
- 800 watt continuous
- Noise level less than 86dB

**APA APG3004A**

**Carb Approved**

**APA APG3004C**



## 3500 WATT 196CC OHV ELECTRIC GENERATOR

- 196CC OHV engine with CDI
- 3500 watts surge, 3000 watts continuous
- Produces 27.5 amps at 120 volt
- Runs 8 hours at 1/2 load on 4 gallons of fuel
- Operating noise 68dB
- Two A/C 120 volt outlets and one A/C 120/240 volt twist lock outlet
- Lightweight, compact size; EPA approved

**APA APG3001**

**Carb Approved**

**APA APG3001C**



## 6,500 WATT GENERATOR

- 4 stroke diesel engine
- Electric start
- 6500 watt surge
- 5600 watt continuous
- Operating noise level 76dB

**APA APG3201**





AC/DC ARC WELDING SYSTEM

The FP235 AC/DC provides powerful 235 amp AC/185 amp DC arc (SMAW) welding performance at an affordable price. DC output produces better visual welds, with more control and less splatter. It's the preferred method for overhead out of position welding. The FP235 features infinite amperage adjustment, which provides precise welding control. This versatile unit is ideal for both light and heavy-duty repairs. The FP235's rugged, portable design delivers the reliability and performance to make it an ideal unit for general fabrication as well as farm, ranch, automotive and light maintenance repairs.

Comes complete with:

- 10' welding lead and electrode holder
- 6' ground cable and work clamp
- 6' power cord (without plug)
- Wheel kit and handle
- Instruction manual (English, French, Spanish)

Features

- Uses standard 230 volt current
- AC/DC welding output
- Infinite amperage adjustment
- Thermostatic heat protection
- Portable wheel and handle kit
- Professional Dinse connections
- Fan cooled transformer
- Illuminated power on indicator
- Illuminated thermal overload indicator
- Thermostatic heat protection
- 5-2-1 Warranty



FABRICATOR 281  
208-230 VOLT MIG MACHINE

The Fabricator 281 is a 208-230 volt MIG machine with a best-in-class performance of 300 amp, 31.7 volt maximum output@40% duty cycle, 24 voltage steps, digital meter and dual cylinder racks. The completely separate wire feeder system has 26' interconnection cables, spool gun operation on demand and spot/stitch timers. The wire feeder, with fitted wheels, conveniently fits on a pivot mount on top of the power source or can be lifted off the pivot and carried up on top of equipment or machinery up to 26 feet away. Additionally, the spool gun connects to the wire feeder allowing even further distance. The Fabricator 281 is an extremely versatile all around performer in its class.

Specifications:

Output at 60% Duty Cycle@104° F: 40%@300 amp at 31.7 volt  
Output at 100% Duty Cycle@104° F: 250 amp at 26.5 volt  
Current Range: 20-300 amp  
Number of Voltage Settings: 24  
Welding Voltage Setting: 14.5-31.7 volt  
Maximum Plate Thickness: 5/8"

FIR W1001600 Factory Direct

Item Number	Input Voltage	Input Amps	Welding Output Voltage	Maximum Output Amps	Open Circuit Voltage	Rated Output Duty Cycle	Maximum Weld Capacity	Output Power Settings
FIR 1443-0406	(AC) 230 volt/60 HZ	48.5 amps	20 volt	235 amps	72 volt	200 amps @ 20%	1/2"	Infinite
	(DC) 230 volt/60 HZ	49 amps	21.5 volt	185 amps	63 volt	135 amps @ 20%	1/2"	Infinite

# Balancers & Changers



## BEAD SEATERS

- ASME certified pressure tank for safety and long life
- Powder coated pressure tank, and nozzle for durability and longevity
- Turn discharge valve design to allow for quick and smooth release
- 185 psi safety relief valve to prevent over pressurization and ensure operator safety
- Specially designed nozzle to lock securely on to the tire rim edge for increase air discharge control

**5 Gallon**

**JNY 411-1229**

**10 Gallon**

**JNY 411-1230**




## HAND SPIN BALANCER

For all on-site tire balancing businesses offering mobile tire repair and wheel balancing services.

- Balances steel and light alloy wheels of cars, light trucks, off-road vehicles and bus and commercial
- Self-diagnosis and self-calibration
- Menus for quick selection of the following:
  - ounces to grams
  - inches to millimeters
  - unbalanced thresholds 0.1 or 0.035 ounces (1 - 5g)
- Power requirements 110 volt/12 volt
- Rim diameter 10" - 30"
- Rim width 1.5" - 20"
- Maximum wheel weight 550 lbs or (250kg)

**CEMB C206** *Factory Direct*



## HEAVY-DUTY TIRE CHANGER

- Mobile cable control unit
- Tire changer for truck and bus wheels 13" - 27"
- Two speed hydraulic pump motor
- Bi-directional rotation
- Self centering universal wheel chuck
- Rim pliers and rim lever standard
- Alloy wheel protectors *(Optional)*
- Tubeless roller *(Optional)*

**CEMB CM27T** *Factory Direct*



## HEAVY-DUTY AGRICULTURE TIRE CHANGER

Professional quality unit for shops with a heavy workload of commercial, agricultural and earth moving wheels. Comes fully assembled.

- Mobile cable control unit
- Two speed hydraulic pump motor
- Bi-directional rotation
- Self centering universal wheel chuck
- Rim pliers and rim lever standard
- Alloy wheel protectors *(Optional)*
- Tubeless roller *(Optional)*

**CEMB SM56T** *Factory Direct*

# Jacks & Jack Stands



## TRUCK RAMPS

- Designed specifically for heavy-duty tasks
- Large wheel designs for extra durability
- Non-skid rubber matting enhances operation safety
- Long retractable T-handle for easy positioning

**BLK BH5200**

Specs	Dimensions	Height	Width	Weight
20 Ton	45-5/8" x 13-1/2 x 9-1/4"	33"	10-3/4"	274 Lbs.

## 22 TON AIR/HYDRAULIC SERVICE JACK

Saddle extension adapters (4", 2-3/8", 3/4") with "V" platform for added positive contacts and stability and low profile heights.

**AC 34703**



## 20 TON TRUCK JACK

- Compact, powerful design quickly lifts rated capacity
- Large 8" rubber wheels
- Low height allows lifting from axle or suspension
- Pressure relief valve prevents overloading
- Rapid two-speed air hydraulic action quickly advances ram to load
- Chrome plated plunger for extended jack life
- Minimum height: 9"
- Maximum height: 19-3/4"

**HNW HW93733**

## 1 TON FLOOR STYLE TRANSMISSION JACK

- Wishbone design allows unit more mobility
- Tubular steel frame
- 360° swivel casters
- Load restraint chain
- Minimum height: 10"
- Maximum height: 44"

**HNW HW93718**



## MAGIC LIFT LONG CHASSIS SERVICE JACKS

- Innovative design of Magic Lift offers a quicker lift for professional performance
- Heavy-gauge steel frame helps prevent distortion and twisting
- Safety bypass and over load systems protect hydraulics

### 5 Ton Capacity

Minimum Height: 6-1/2"

Maximum Height: 22-1/4"

**BLK BH6057**

### 10 Ton Capacity

Minimum Height: 6-7/8"

Maximum Height: 27"

**BLK BH6107**



## 10 TON HIGH REACH JACK STANDS

- Pin style column adjusts in 2"
- Heavy-duty square tubing
- Large saddle securely supports load
- Ideal for fleet, agricultural and construction maintenance
- Sold in pairs

**FACTORY  
DIRECT**

Item Number	Max. Height	Min. Height	Adjustment	Base Size
<b>HNW HW93511</b>	30"	52"	2" Increments	19" x 19"

## 22 TON HEAVY-DUTY JACK STANDS

- Sturdy welded steel construction for superior safety and strength
- Heavy gauge, steel frame helps prevent distortion or twisting
- Sold in pairs

**BLK BH5220**



## 10 TON HEAVY-DUTY JACK STANDS

- Wide lifting range of 18-3/4" to 30-3/4"
- Four point base design with 2" diameter heavy steel gauge distributes weight evenly
- Oversized 5" x 3" saddle provides positive contact and stability
- Heavy-duty holding pins for maximum security
- Sold in pairs

**AC 34723**





# Heavy-Duty Lifting Equipment



## HYDRAULIC PORTABLE LIFTS

The hydraulic portable (HP) lift consists of four or six columns with adjustable wheel forks for different wheel sizes. In combination with multiple accessories, the HP lift can handle almost any vehicle configuration or repair need in commercial fleets. 15,000 lb. lifting capacity per column. 67" rise.

### Four Column

- 60,000 lbs. total lifting capacity

**ROT FML-4** *Factory Direct*

### Six Column

- 90,000 lbs. total lifting capacity

**ROT FML-6** *Factory Direct*



## HYDRAULIC WHEEL DOLLY

3/4 ton capacity. Wide frame design lifts up to 52" diameter wheel and tire combinations.

**AC 34714**



## TRUCK DUAL WHEEL DOLLY

- Remove, transport, and replace dual wheel and tire assemblies without strain or struggle
- 1500 lb. capacity and 3-1/2" swivel casters provide easy maneuverability

**OTC 1770A**



## 10 TON AIR LIFT

10 ton lifting capacity at 200 psi air supply. Extra wide stance for extra stability. A little squeeze is all it takes to lift the end of a truck or trailer. An automatic mechanical safety catch engages in five height positions; it must be manually released to lower the load. Thanks to two large swivel casters and pneumatic tires, the 1590 rolls easily to the work, even in loose gravel. Just pull a pin and you can readjust the height of the lifting saddles. The width between them is also adjustable. There are two fittings on the control valve: one for quick-connect to the air supply, the other for a Schrader valve.

**OTC 1590**

Capacity	Air Pressure	Lifting Range	Saddle Width	Height	Width	Length
10 tons (at 200 psi air)	100-200 psi	13" - 52"	29" - 41-3/4"	67-1/2"	41"	36"



## 10 TON AIR OPERATED END LIFT

- Three-way heavy-duty brass air valve provides fine control when lifting or lowering a vehicle
- Safety latch design provides six different automatic safety lock positions to prevent unintentional lowering of load
- Heavy-duty wide base for stability and strength
- Two front swivel caster wheels and two 12" diameter semi-pneumatic rear tires provide easy maneuvering
- Adjustable lifting arm can be extended to desired position
- Lifts 10 tons at 200 psi



**HNW HW93690**

Height	Width	Length	Max. Pad Height	Min. Pad Height	Saddle Spread	Power Raise
65-1/2"	36"	40"	50-1/2"	12-1/2"	25" to 53"	28"

# Heavy-Duty Lifting Equipment

## HEAVY-DUTY FOUR POST LIFTS

From 18,000 to 60,000 lbs. capacity, Challenger's heavy-duty four post automotive lifts accommodate a wide range of heavier vehicles. Broaden your revenue potential by expanding into the fleet and commercial truck and transit service operation, while increasing productivity and reducing down time. Challenger's heavy-duty surface mounted four post lift is a lot of lift with a lot of large features to take your heavy vehicle service to the next level.



## MOBILE VEHICLE LIFT SYSTEM

Mobile, tandem system is air-operated to handle your class 7 and 8 tractor lifting needs. No need to waste time re-blocking and making additional lifts for the clearance you need for under-vehicle service. Roll the system to the vehicle anywhere in the shop or outside on a level surface.

- Unique design provides lift from the tires, not the frame or axle members; ideal for situations where limited ground clearance or a lack of clear access complicates lifting
- Single controller operates both sides of the system for a smooth, level lift up to two full feet from the bottom of the tires to the ground; units can double as support stands when retention pin is inserted
- Covered by OTC Lifetime Marathon Warranty

**OTC 1520** *Factory Direct*

Capacity	Air Pressure	Lifting Range	Saddle Width	Height	Width	Length
10 tons (20,000 lbs.) (pair)	150 psi	0" - 24"	19-1/2" - 24-1/2" diameter rim sizes	53-1/4"	41-1/2"	39-1/2"



## CLM SERIES COLUMN LIFTING SYSTEM

Heavy-duty mobile lifting system (four or six columns) along with extra sets of accessory stands serves multiple bays with one lift system. Lightweight mobile columns can be operated on almost any solid surface, indoors, outside or even where electrical is not available (CLMB series only). Challenger mobile lifts provide the flexibility and convenience to lift any rubber tired vehicles, from small passenger cars (with special adapters) to the largest two and three axle vehicles up to 108,000 lbs., without pits, hydraulics or compressed air. Heavy-duty mobile lifts are also capable of lifting vehicles of any axle length or wheelbase. 16,000 lb. per column lifting capacity.

### Mobile Column Lifting System

**CGL CLM16-4** *Factory Direct*

### Battery Powered Mobile Column Lifting System

**CGL CLM16-4B** *Factory Direct*

Lighting & Mirrors

Safety Products & Warning Devices

Tractor & Trailer Accessories

Battery & Electrical

Brake & Wheel End

Engine & Cooling Systems

Driveline, Suspension & Alignment

Agriculture & Snow Plow Parts

Hydraulic Equipment, Hose & Couplers

Oil & Chemicals

Tools & Equipment

1" SUPER-DUTY  
AIR IMPACT WRENCH

The shortest 1" drive air impact wrench is also one of the most powerful.

- Pressure-feed lube system for longer life
- Dead handle improves operator control



Item Number	Drive Size	Max. Torque	Free Speed	Weight
IR 271	1"	1100 ft./lbs.	5,500	12.5 lbs.



1" SUPER-DUTY AIR IMPACT WRENCH

1,600 ft./lbs. torque to handle tough jobs in cramped spaces.

- Built-in pressure feed lube system
- Adjustable side handle
- Built-in oil reservoir provides continuous misting of the air motor

Item Number	Drive Size	Max. Torque	Free Speed	Weight
IR 280	1"	1600 ft./lbs.	6,000	22 lbs.



1" SUPER-DUTY EXTENDED ANVIL  
AIR IMPACT WRENCH

Reach into deep truck wheels easily with the 6" extended anvil wrench, designed for high production truck tire changing.

Item Number	Drive Size	Max. Torque	Free Speed	Weight
IR 280-6	1"	1600 ft./lbs.	6,000	23.8 lbs.


1" TITANIUM-DUTY  
AIR IMPACT WRENCH

The newest member of the Titanium Team. Designed specifically for tire changing, the chainsaw handle provides comfortable control for the operator. Delivers over 1600 ft./lbs. of torque in a lightweight package.

- Titanium hammer case provides super strength with reduced weight
- Narrow hammer case provides better access to the wheel well
- Chainsaw handle for enhanced ergonomic operation
- Durable anvil bushing for extended life
- Roll cage inlet design protects the tool during extreme use



Item Number	Drive Size	Max. Torque	Free Speed	Weight
IR 2190Ti	1"	1650 ft./lbs.	6,800	13.5 lbs.



1" TITANIUM-DUTY EXTENDED  
ANVIL AIR IMPACT WRENCH

• Same specifications as the 2190Ti with the 6" extended anvil.

Item Number	Drive Size	Max. Torque	Free Speed	Weight
IR 2190Ti6	1"	1650 ft./lbs.	6,800	15.5 lbs.



1" TITANIUM-DUTY D-HANDLE  
EXTENDED ANVIL AIR IMPACT WRENCH

• A traditional "D" handle coupled with the features and benefits of the Titanium IR 2190Ti6

Item Number	Drive Size	Max. Torque	Free Speed	Weight
IR 2190DTi6	1"	1650 ft./lbs.	6,800	15.5 lbs.




# Air Tools & Equipment



## 1" HEAVY-DUTY EXTENDED ANVIL AIR IMPACT WRENCH

- 1,450 ft./lbs. maximum torque
- High efficiency six vane air motor
- Superior balance; angled-down exhaust
- Three position power regulator

Item Number	Drive Size	Max. Torque	Free Speed	Weight
<b>IR 285B6</b>	1"	1450 ft./lbs.	5,000	25.2 lbs.



## 1" EXTENDED ANVIL AIR IMPACT WRENCH

- Mechanics' most powerful impact wrench
- 6" extended anvil for confined areas
- Built-in regulator


Item Number	Drive Size	Max. Torque	Free Speed	Weight
<b>MCH M634</b>	1"	1200 ft./lbs.	4,000	35 lbs.



## AQUACHEK® AIR DRYING FILTERS

- AquaChek® spin-on filter
- Thread sealing tape
- Differential pressure gauge
- One way check valve
- Fittings

Item Number	Filter Mount Base	CFM Rating	Max. Oper. Press.	Replacement Filter
<b>WIX ACKG15</b>	.25 - 5"	15	175 psi	AC10
<b>WIX ACKG25</b>	.75 - 5"	50	175 psi	AC20
<b>WIX ACKG35</b>	1.5"	100	250 psi	AC30
<b>WIX ACKG45</b>	2"	200	250 psi	AC30



## GAS AIR COMPRESSOR

- Industrial grade Honda OHV engine with electric start and low oil protection
- Automatic throttle idle control for superior fuel efficiency
- ASME code pressure vessel manufactured in the USA
- All painted components are powder coated for increased durability
- Bucket high manual and bottom mounted tank drains
- Four cylinder pump for quick and efficient pump up and recovery
- Pumps are filled with Jenny Ultimate Blue synthetic compressor oil
- High visibility bubble style oil sight glass
- High speed dynamically balanced flywheel for long pump life and smooth operation
- Belt driven compressor pump with a large flywheel for extra cooling and easier startup
- Totally enclosed heavy-duty belt guard
- Directional air shroud for reduced pump temperatures
- Tank gauge
- Stainless steel braided discharge hose
- Reliable industrial design that has been field proven with many years of service in some of the most demanding applications and environments

### Single Stage Compressor

Item Number	Pump	Tank Size	CFM Disp.	CFM @150 PSI	Pump RPM
<b>JNY GC11HGA30T</b>	GC	30	18.3	17.3	1000

### Two Stage Compressor

Item Number	Pump	Tank Size	CFM Disp.	CFM @PSI	Pump RPM
<b>JNY W11HGB30T</b>	W	30	19.8	17.6	760
<b>JNY W13HGB30T</b>	W	30	23.3	20.7	860

## 18 HP GAS AIR COMPRESSOR

Designed for use on service trucks, mobile rigs or in stationary field applications where electric power is not readily available. This comes equipped with a Honda GX Series 18 hp electric start engine, throttle down control and 30 gallon air receiver.

- 18 hp Honda GX engine with electric start
- 34.7 cfm air delivery at 175 psi
- 60 gallon tank
- Throttle down control

**FACTORY DIRECT**

Item Number	Pump	Tank Size	CFM Disp.	CFM @PSI	Pump RPM
<b>JNY U18HGB60T</b>	U	60	39.5	34.7	820

# Specialty Tools & A/C Recovery/Recycling

## PRO-TUFF SWIVEL HANDLE WRENCH

Features a lock nut for setting angles, tightening handle and a tough non-slip grip. This wrench, with its swivel handle design, makes removing hard-to-reach filters easy.

- Truck, fits 4-1/8" - 4-1/2" diameter filters

**PEN 19401**



## ADJUSTABLE OIL FILTER WRENCH

For trucks and tractors. Fits John Deere, Case, Caterpillar, Mack, Detroit Diesel and others. Tough stainless steel band with special "teeth" for extra gripping power... won't slip. Professional quality. 1/2" square drive. Range 4-3/8" - 5-5/8".

**LIS 53100**



## 60 QUART TRUCK DRAIN

- 10" H x 24-1/2 W x 43" L
- Rolls under most all cab over axles so the oil can be changed without jacks or stands

**LIS 19122**



## LOW PROFILE TRANSFER TANKER

Handles drained oil without spilling a drop.

- Draining oil from a large displacement engine and getting it to your bulk storage container is a snap
- Used oil is collected in a reservoir and then it rolls smoothly on 4th free-wheeling caster to your storage location
- Pump moves 5 gallons a minute through the 8' transfer hose
- Handle is removable for easy storage
- Screen attached to reservoir allows assembly to be stored on its side
- Can also be used for transferring antifreeze
- Only 7-1/2" from floor to top of reservoir
- Comes equipped with an electric pump and a 15 gallon reservoir

**OTC 5077**



## COOLTECH MULTI RECOVERY/RECYCLING UNIT

The 17800B recovers, recycles, evacuates and recharges all in one fast, continuous operation through one hook-up. It's ideal for refrigerated trailers, buses, RVs and other vehicles using more than one refrigerant. The CoolTech Multi is also great for fleet maintenance, covering a variety of makes and models since it has R-12 and R-134a capabilities. In-plant maintenance departments will find it can handle the different types of refrigerants used in various systems.

- Lockout panels prevent mixing of refrigerants; rotates to one side for 1/4" fittings and to the other for 1/2" Acme fittings
- Single-pass recycling makes an initial pass through the filter drier; additional recycling can be programmed in case of compressor burn-out or other conditions
- Heavy-duty filter drier removes moisture and acid from the refrigerant; can handle up to 200 lbs. between changeovers

Comes with two 50 lb. tanks, one with 1/4" fitting and the other with 1/2" Acme fitting. Also three sets of charging hoses are included, one for R-12, one for R-134a (with field service couplers), and one for other refrigerants using 1/4" SAE fittings.

### Specifications:

Voltage: 115 volt 60 Hz  
Refrigerant Tanks: Two 50 lb.  
Operating Range: 50° to 105° F  
Recovery Rate: Vapor - 1/2 lb./minute  
Recycling Filter Drier: 1150 g XH-9  
Scale Resolution: 1/1000 lb.  
Pump Free Air Displacement: 6 CFM  
Dimensions: 47" H x 26" W x 30" D  
Weight: 256 lbs.

**ROB 17800B**

# Index

2 and 4 Cycle Oil.....	126
Air Bags, Suspension .....	103
Air Brake Compressors.....	51
Air Brake Fittings, Brass.....	44-48
Air Brake Fitting Repair Kits.....	47
Air Brake Hose.....	44-48
Air Brake Hose Assemblies.....	48
Air Brake Shoe Kits .....	62-65
Air Brake Valves .....	52-55
Air Compressors, Shop.....	141
Air Compressor Discharge Hose & Fitting.....	47
Air Conditioning, HD.....	90-93
Air Cylinders, Tail Gate .....	17
Air Dryers and Accessories.....	50-51
Air Filter Restriction Gauges .....	83
Air Governors.....	52
Air Line Coils.....	49
Air Line Pliers.....	72
Air Strainer Replacement Filter .....	52
Air Tank Drain Valve .....	52
Air Tank Safety Valve.....	52
Air Tools.....	140-141
Alternators.....	41
Antifreeze, Pre-charged .....	128
Axle Nuts .....	68
Axle Shift Motors.....	94
Axle Shift Switch .....	94
Back-up Alarms .....	12
Batteries.....	22-27
Battery Cable Connectors.....	36-37
Battery Cable Copper Lugs.....	37
Battery Cable Terminals .....	35-37
Battery Chargers/Testers .....	28-30
Battery Isolators.....	34
Battery Repair Terminals & Accessories.....	35-37
Belts .....	77
Blow Gun, Air Seat Kit .....	130
Brake Calipers.....	69
Brake Chamber Clamps.....	60
Brake Chamber Diaphragms.....	60
Brake Chambers, Clevis .....	60
Brake Chambers, Dust Plug.....	60
Brake Chambers, Service.....	60
Brake Chambers, Spring Brakes.....	60
Brake Drums.....	61
Brake Hardware Kits.....	61
Brake Pads/Rotors .....	69
Brake Shoes.....	63-65
Brake Tools.....	72-73
Broom, Whisk .....	130
Bucket, Wash.....	130
Cab Fan .....	79
Cable Tools .....	39
Camber/Caster Tools.....	107
Center Support Bearings .....	95
Chain Binders .....	20
Chain .....	20, 110
Cleaners, Appearance .....	129
Clever Lever.....	20
Clevises .....	110
Clutch/Flywheel Handler.....	99
Clutches and Accessories.....	96-99
Clutch Tools .....	99
Coiled Air Lines.....	49
Conspicuity Tape, Rolls, Kits.....	6
Controllers, Electric Trailer Brake.....	18
Coolant Test Kits .....	76
Cooling System Treatment.....	76
Dash Valve Knobs.....	53

Dash Valves .....	53
Diagnostic Tools.....	132-133
Document Holders.....	21
Drum Dolly.....	73
Electrical Switches .....	33-34
Engine Heaters & Cords.....	78-79
Engine Kits.....	80
Equalizers and Bushings.....	100-102
Ether Injection System.....	78
Exhaust, Band Clamp .....	87
Exhaust, Clamps .....	87
Exhaust, Elbows.....	86
Exhaust, Flex Tubing.....	86-87
Exhaust, Straight Tubing.....	86
Fifth Wheel Accessories .....	17
Filters .....	83-85, 141
Filters, Fueling Hose.....	83, 108
Fire Extinguishers.....	15
Flashers .....	8
Fluid Meter.....	108
Fuel Additives .....	127
Fuel Injectors .....	81
Fuel Senders.....	43, 82
Fuel Shut Off Solenoid.....	81
Fuel Splitter .....	83
Fuel Tanks .....	108
Fuel Transfer Pumps .....	108
Fuel Tank Caps .....	82
Fuel Tank Filters.....	83, 108
Gear Oil .....	123-124
Generators.....	134
Glad Hand Seals.....	49
Glad Hands .....	49
Gloves.....	13
Greases .....	126
Gauges .....	42-43
Heaters, Auxiliary.....	79
Heaters, Engine.....	78-79
Hitch Pins .....	19
Hose and Cable Suspenders, Springs .....	49
Hose Clamps.....	75
Hose Fittings, Reusable.....	47-48
Hose, Heater .....	74
Hose, Silicone .....	74
Hose, Stick .....	74
Hose, Turbo .....	74
Hub Cap Gaskets .....	68
Hub Caps .....	68
Hubs, Weld-on .....	110
Hydraulic Couplers, Quick Connects .....	116-117
Hydraulic Crimpers/Power Sources.....	114-115
Hydraulic Fluid .....	125
Hydraulic Hose/Fittings .....	118-119
Jack Stands .....	137
Jacks .....	137-139
Jumper Terminals.....	34
King Pin Flange .....	17
Landing Gear Crank .....	17
Leveling Valve, Air Bag .....	103
Leveling Valves/Diesel Fuel Tank .....	81
Lever Lock .....	71
License Brackets.....	7
Light Bars, Emergency .....	8-9
Light Bars, LED Sequential .....	8-9
Light Plugs, PigTails .....	6
Lights .....	2-9
Lucas Girling Backing Plate Assemblies.....	70
Lucas Girling Brake Shoes.....	70
Lucas Girling Parking Brake Chambers .....	70



# Index

Lucas Girling Wheel Cylinders .....	70
Mirrors, Hot Spot and Clip on Towing .....	10-11
Mirrors .....	10-11
Motor Oil .....	120-122
Mud Flaps/Hangers .....	21
Muffler Shields, Chrome .....	86
Muffler, Heavy-Duty .....	86
Nut Cover Remover .....	72
Nylon Air Brake Tubing .....	44
Oil Drain Equipment .....	142
Parking Brake Shoes .....	70
Parking Brake, Driveline .....	71
Pogo Sticks .....	49
Power Brake Boosters .....	71
Power Inverters .....	30-31
Pressure Washers .....	131
Primary Cable .....	38-39
Primary Wire .....	38-39
Pulleys, Weld-on .....	110
Quarter Fenders .....	21
Rain Caps .....	86
Ratchet Straps .....	20
Reflectors .....	6
Rim Protectors .....	72
Rotors .....	69
Safety Glasses .....	13
Safety Valve .....	52
S-Cam Bushing Kits .....	58
S-Cam Tool .....	72
S-Cams .....	59
Scan Tools .....	132-133
Seven Way Coiled Cable Assemblies .....	16
Seven Way Electrical Plugs .....	16
Seven Way Electrical Sockets .....	16
Shims, Axle .....	104-105
Shims, Truck .....	105-106
Shocks, Cab .....	103
Shocks, Heavy-duty .....	103
Shrink Tubing .....	39
Single Pole Coiled Cable Assemblies .....	16
Slack Adjusters .....	58
Slack Check Tool .....	72
Snow Plow Accessories .....	111-113
Solenoids .....	32
Spicer U-Joint Service Set .....	94
Spotlights .....	8
Squeegee .....	130
Stack Pipes, Chrome .....	86
Starters .....	40
Switches, Low Air .....	32, 58
Switches, Stop Light .....	32, 58
Switches, Tail Gate Control .....	17
Tarps, Bed .....	111
Tarp Straps .....	20
Tensioners .....	77
Tire Balancing Beads .....	106
Tire Chains .....	111
Torque Arm Bushings .....	100
Torque Rods .....	100
Trailer Balls/Mounts .....	19
Trailer Connector Kits .....	18
Trailer Plug Adapters .....	18
Trailer Hubs .....	110
Transmission Jack .....	137
Triangle, Emergency Road .....	12
Turbo Clamps .....	87
U-Bolt Kits .....	101
U-Joints .....	94
U-Joint Service Kit .....	94

Valve Stems .....	105
Valves, Brake .....	52-55
Valves, Check .....	52
Valves, Control .....	52
Valves, Dash .....	53
Valves, Foot .....	52
Valves, Protection .....	53
Valves, Quick Release .....	53
Valves, Relay .....	53-55
Wash Brushes .....	130
Water Shut Off Valves .....	76
Water Trap Filters .....	141
Welders .....	135
Wheel Balancer .....	136
Wheel Bearings .....	66
Wheel Centering Products .....	67, 106
Wheel Chocks .....	12
Wheel Dollies .....	138
Wheel Seals .....	66
Wheel Step .....	73
Wheel Studs/Nuts/Rim Clamps .....	67-68
Wheel Weights .....	106
Winch Binders, Bar .....	20
Winch Straps .....	20
Wire Loom .....	37
Wire Mounting Accessories .....	39